



Western Contra Costa
Transit Authority

NOTICE OF MEETING

A Regular Meeting of the WCCTA Board of Directors
will be held:

DATE: May 8, 2025 (Thursday)
TIME: 6:30 PM
PLACE: City of Pinole Council Chambers
2131 Pear Street, Pinole CA

Attend in Person in Pinole Council Chambers or via
Zoom ID: 862 0063 0753
<https://us02web.zoom.us/j/86200630753>
Zoom Phone Number: 1-669-900-6833
Meeting Number - 862 0063 0753

Americans With Disabilities Act: In compliance with the Americans with Disabilities Act of 1990, if you need special assistance to participate in a WCCTA Board Meeting or you need a copy of the agenda or the agenda packet in an appropriate alternative format, please get in touch with the WestCAT Administrative Office at (510) 724-3331. Notifying the Authority staff at least 48 hours before the meeting or when services are needed will assist them in assuring that reasonable arrangements can be made to provide accessibility to the meeting or service.

AGENDA

A. CALL TO ORDER, ROLL CALL, PLEDGE OF ALLEGIANCE

B. APPROVAL OF AGENDA

C. PUBLIC COMMUNICATIONS

This is the time for members of the public to bring up with the Board of Directors matters of general interest that are not on the agenda. In accordance with the provisions of the Brown Act, the Board will automatically refer to staff any matters that are brought before them at this time, and the matter may be placed on a future agenda. The time limit is 3 minutes and is subject to modification by the Chair.

1.0 CONSENT CALENDAR

If a Board member would like to discuss any item listed, it may be pulled from the Consent Calendar. **Recommend Approval of all Items on the Consent Agenda as follows:**

- 1.1 Approval of Minutes of Regular Board Meeting of April 10, 2025. **[Action Requested: Approval of Minutes] ***
- 1.2 Approval of Expenditures for April 2025 **[Action Requested: Approval of Expenditures] ***
- 1.3 Receive Contractors' Monthly Management Report for January and February 2025 and Monthly Passenger and Auxiliary Revenue Reconciliation Report for

601 Walter Ave.
Pinole, CA 94564

Fax (510) | 724-5551 * Phone (510) 724-3331

- January 2025. **[Action Requested: Receive and File] ***
1.4 WestCAT Legislative Update **[Action Requested: Information Only]***

2.0 ITEMS FOR BOARD ACTION / DISCUSSION

- 2.1 Discussion of FY24-25 Adjusted Operations Budget and Proposed FY25-26 Capital and Operations Budget **[Action Requested: Discussion and Direction to Staff] ***
2.2 Consideration and Adoption of Resolution 2025-06 Authorizing the Filing of an Application with the Metropolitan Transportation Commission for Allocation of Transportations Development Act / State Transit Assistance / Net Bridge Toll Revenues / Feeder Bus Funds / Regional Measure 2 Operating Funds and Regional Measure 3 Operating Funds for Fiscal Year 2025-26 **[Action Requested: Formal Adoption of Resolution 2025-06]***
2.3 Summer Youth Ride Free Pilot Program **[Action Required: Direction to staff]***

3.0 COMMITTEE REPORTS

- 3.1 General Manager's Report **[No Action: Information Only]**
3.2 WCCTC Representative Report **[No Action: Information Only]**

4.0 CORRESPONDENCE

5.0 BOARD COMMUNICATION / ITEMS FOR FUTURE BOARD MEETINGS

6.0 ADJOURNMENT

* Enclosures

Next Board Meeting: Thursday, June 12, 2025

Agendas for regular Board of Directors meetings are posted at least 72 hours before the meeting at the WCCTA Administrative Office and on the Authority's website:
<https://www.westcat.org/Home/InsBoard>.

Documents provided to a majority of the Board of Directors after distribution of the packet regarding any item on this agenda will be made available for public inspection at the Administration Counter at WCCTA located at 601 Walter Avenue, during regular business hours (Pursuant to SB 343 or California Government Code Section 54957.5 -effective July 1, 2008). In addition to the meeting agendas and packets, this information will also be uploaded and posted to the Authority's website: <https://www.westcat.org/Home/InsBoard>. The posting of SB 343 information on this website is in addition to the posting of the information at the legally required locations specified above.

WCCTA Board meetings are prerecorded, and recordings are available upon request. To request a recording, please call 510-724-3331 or email info@westcat.org and provide the date of the recording(s) you are requesting.



Western Contra Costa
Transit Authority

Agenda Item 1.1

WESTERN CONTRA COSTA TRANSIT AUTHORITY

BOARD OF DIRECTORS

REGULAR MEETING MINUTES

April 10, 2025,

Regular Meeting 6:30 PM

Pinole City Council Chambers

The Board of Directors Meeting was held in person.

A. CALL TO ORDER, ROLL CALL, AND PLEDGE OF ALLEGIANCE

Cameron Sasai called the meeting to order at 6:30 PM and led the Pledge of Allegiance.

DIRECTORS PRESENT

Director Cameron Sasai, Norma Martinez-Rubin, Heidi Swillinger, Jerry Parsons, Chris Kelley, and Vice Chair Tiffany Grimsley sat in the audience.

STAFF PRESENT

Rob Thompson, General Manager; Yvonne Morrow, Chief Financial Officer; Finn Wurtz, Transit Planner; Christina Lotfy, Accounting Technician; Mica Mcfadden, Executive Assistant; Tania Babcock, Grants and Compliance Manager.

GUESTS PRESENT

Bob Saunders, MV Transportation General Manager, Telisha Burns, MV Transportation Dispatch Manager, Ronny Kraft, Consultant

B. APPROVAL OF AGENDA

Following an inquiry to the Board, the Board reported no conflicts with any items on the agenda.

MOTION: A motion was made by Director Parsons, seconded by Director Kelley, to Approve the Agenda. The motion was carried by the following vote:

Ayes: 5– (Parsons, Sasai, Swillinger, Martinez-Rubin, Kelley)

C. PUBLIC COMMUNICATIONS

NONE.

1) **CONSENT CALENDAR**

Following an inquiry to the Board, the Board reported no conflicts with any items on the Consent Calendar.

MOTION: A motion was made by Director Parsons, seconded by Director Kelley, to Approve the Consent Calendar. The motion was carried by the following vote:

Ayes: 5– (Parsons, Sasai, Swillinger, Martinez-Rubin, Kelley)

2) **REGULAR ITEMS FOR BOARD ACTION/ DISCUSSION**

2.1 Approval of Amendment to Employment Agreement with General Manager Robert Thompson [Recommendation: Approve an Amendment to the Employment Agreement with General Manager Robert Thompson].

General Manager Thompson reported that this action needs to be approved in a public meeting.

MOTION: A motion was made by Director Martinez-Rubin, seconded by Director Parson, for Approval of an Amendment to the Employment Agreement with General Manager Robert Thompson. The motion was carried by the following vote:

Ayes: 5– (Parsons, Sasai, Swillinger, Martinez-Rubin, Kelley)

2.2 Presentation and Discussion on WestCAT Evolution Public Engagement. [Action Requested: Discussion and Direction to Staff]

Consultant Ronny Kraft presented her findings to the board on the WestCAT Evolution public outreach.

Director Kelley mentioned she was not surprised about the results, as real-time information has always been important to riders. Director Kelley also suggested QR codes be placed at each of the bus stops so that passengers can be directed to the Transit App for real-time information.

Director Parson advocated for bus service to other areas, such as Emeryville, Oakland, Berkeley, and Diablo Valley College.

Director Martinez-Rubin thanked Ronny Kraft for the report. She appreciated the mixed methods used to collect the data.

Director Sasai asked Ronny Kraft to send a breakdown of the requests she received regarding service going to other colleges besides Contra Costa College.

Aledia Chavez made a public comment regarding WestCAT servicing two markets: local and regional markets like the J system, Lynx, and 30Z. Aledia Chavez reported that Diablo Valley College is an excellent transfer college to universities. WestCAT serves neighborhoods with low-income areas and communities. Providing transit access to a college with agreements with reputable universities would open up opportunities for West County residents.

3) **COMMITTEE REPORTS**

3.1 General Manager's Report. [No Action: Information Only]

GM Thompson reported that the staff has embarked on the schedule update for August, which will coordinate with BART's changes, which will go in effect the second week of August.

GM Thompson reported that staff is working on the new budget and hopes to bring it to the board for the next meeting.

GM Thompson, the SB63 Scott Weiner regional measure ballot proposal, has sparked several conversations between MTC and the small East Bay agencies that rely on the BART Feeder bus funds.

GM Thompson reported that BART pulled the item regarding the potential sale of the Hercules Transit Center from today's agenda before it was discussed. GM Thompson thanked the Directors, who contacted BART staff, BART Directors, WCCTC, and Tim Hail at CCTA. The public comment letter that GM Thompson sent was included in the public record.

3.2 WCCTC Representative Report. [No Action: Information Only]

Information was reported on the two presentations CCTA gave. One was regarding the Countywide Emergency Evacuation plan, and the other was on the San Pablo Ave. multimodal corridor study.

4) CORRESPONDENCE

NONE.

5) BOARD COMMUNICATION / ITEMS FOR FUTURE BOARD MEETINGS

NONE.

6) ADJOURNMENT

Director Sasai adjourned the meeting at 8:04 PM. The next meeting is scheduled for May 8, 2025.

Chair Tom Hansen

Date

Robert Thompson, Secretary

Date

AGENDA ITEM 1.2

WCCTA - WestCAT
Purchase Journal
 For the Period of April 2025

Filter Criteria includes: 1) Unposted Transactions only; 2) Includes Drop Shipments. Report order is by Vendor ID. Report is printed in Detail Format.

Date	Account ID Account Description	Invoice/CM #	Line Description	Debit Amount	Credit Amount
4/15/25	50499-42 Other Mat&Suppl, Non-Veh 20100 Accounts Payable	1308766-14	Facilities equipment rental (trees) San Pablo Rentals, LP	1,798.84	 1,798.84
4/1/25	50499-42 Other Mat&Suppl, Non-Veh 50499-41 Other Mat & Supplies,Veh Ma 50499-43 OtherMat&Sup-Non-Veh, Co 50499-60 Other Mat & Supplies, Admin 50499-41 Other Mat & Supplies,Veh Ma 50903-60 Fees, Admin 20100 Accounts Payable	13F7-YKQR-RH4F	Facilities supplies (shop desk,steam cleaner hose) Maintenance supplies IT supplies (phone line repairs) Less: Product return Less: Product return Shipping/handling & taxes Amazon Capital Services, Inc.	770.25 124.95 277.97 103.17	 9.99 119.05 1,147.30
4/13/25	50501-10 Telephone, Operations 50501-60 Telephone, Admin 20100 Accounts Payable	000023334622	Mar. & Apr. phone service Mar. & Apr. phone service AT&T	119.78 59.89	 179.67
4/1/25	50908-10 Marketing & Advertising, Ope 50901-60 Dues & Subscriptions, Admin 50300-10 Outside Services, Operations 50908-10 Marketing & Advertising, Ope 50300-43 O/S Service, Non-Veh, Compu 50908-10 Marketing & Advertising, Ope 50901-60 Dues & Subscriptions, Admin 50300-42 Outside Service, Non-Veh Mai 11107 Communication/Information S 50903-60 Fees, Admin 50499-41 Other Mat & Supplies,Veh Ma 50499-41 Other Mat & Supplies,Veh Ma 50300-43 O/S Service, Non-Veh, Compu 50499-43 OtherMat&Sup-Non-Veh, Co 50300-43 O/S Service, Non-Veh, Compu 50300-43 O/S Service, Non-Veh, Compu 50499-42 Other Mat&Suppl, Non-Veh 50300-43 O/S Service, Non-Veh, Compu 50499-43 OtherMat&Sup-Non-Veh, Co 50499-42 Other Mat&Suppl, Non-Veh 50300-43 O/S Service, Non-Veh, Compu 50300-43 O/S Service, Non-Veh, Compu	Stmt 3/4 - 4/1/25	Upwork (Social media marketing) Bayfront Chamber of Commerce (2025 membership) Language Line (Interpreter services) Docucopies.com (Printing Spanish bus schedules) Grammarly (Grammar and spell check) Twilio (Emergency messaging software for ridership) CSMFO (2025 membership: Debora,Christina) Contra Costa Transfer Station (Yard waste disposal) Dell Business Online (New computers: Rob GM, Tania) - TDA Amazon (Shipping/handling) Walmart.com (Maintenance supplies: drill bits,knockout punch kit) Amazon (Maintenance supplies: gloves,safety glasses,gaskets) Malwarebytes (Privacy VPN annual billing for 3 users) Best Buy (IT supplies: HDMI cables) GHA Technologies (Malwarebytes Nebula endpoint security annual) Dropbox (Recurring monthly billing for 8 licenses) Walmart.com (Facilities supplies: cleaners,air filters) Sage (Recurring monthly charge) Walmart.com (IT supplies: toner) Steam Cleaners Concord (Facilities supplies: air hose) Zoom (Recurring monthly charge) Microsoft (Office 365 monthly license fee)	262.50 300.00 27.65 396.97 75.00 451.93 210.00 183.00 2,856.94 40.52 181.08 411.41 49.99 131.68 26.50 240.00 276.07 178.18 61.00 188.97 14.68 12.50	

WCCTA - WestCAT
Purchase Journal
For the Period April 2025

Filter Criteria includes: 1) Unposted Transactions only; 2) Includes Drop Shipments. Report order is by Vendor ID. Report is printed in Detail Format.

Date	Account ID Account Description	Invoice/CM #	Line Description	Debit Amount	Credit Amount
	50300-43 O/S Service, Non-Veh, Compu		Microsoft (Office 365 monthly support fee)	5.00	
	50499-42 Other Mat&Suppl, Non-Veh		Oliver's Hardware (Propane for forklift)	41.67	
	50499-42 Other Mat&Suppl, Non-Veh		Walmart.com (Facilities supplies: electric door strike)	282.09	
	50499-42 Other Mat&Suppl, Non-Veh		Walmart.com (Facilities supplies: exit sign battery)	57.05	
	50410-10 Postage, Operations		Stamps.com (March stamps)	33.33	
	50410-60 Postage, Admin		Stamps.com (March stamps)	16.67	
	11102 Maintenance Equipment		Harbor Freight Tools (Air compressor for shop truck #7) - TDA	2,184.99	
	50410-10 Postage, Operations		Stamps.com (Recurring monthly service charge)	19.99	
	50410-60 Postage, Admin		Stamps.com (Recurring monthly service charge)	10.00	
	20100 Accounts Payable		Bank of America Commerical CC		9,227.36
4/2/25	50300-10 Outside Services, Operations	22115221	Monitoring fee - Fire (5/1 -7/31/25)	432.76	
	50300-60 Outside Services, Admin		Monitoring fee - Fire (5/1 -7/31/25)	216.38	
	20100 Accounts Payable		Bay Alarm Company		649.14
4/2/25	50300-10 Outside Services, Operations	T185737	Annual permit renewal	508.00	
	20100 Accounts Payable		Bay Area Air Quality Management		508.00
3/21/25	50499-41 Other Mat & Supplies,Veh Ma	C65554	Vehicle parts	3,520.12	
	20100 Accounts Payable		Buchanan Auto Electric Inc.		3,520.12
4/7/25	50499-41 Other Mat & Supplies,Veh Ma	C65606	Vehicle parts	1,493.20	
	20100 Accounts Payable		Buchanan Auto Electric Inc.		1,493.20
4/14/25	50499-41 Other Mat & Supplies,Veh Ma	C65647	Vehicle parts	2,915.00	
	20100 Accounts Payable		Buchanan Auto Electric Inc.		2,915.00
4/4/25	10204 A/R Accrual - MV Liability In	14-2025-March	Mar. insurance & admin fees	2,683.02	
	20100 Accounts Payable		CalTIP		2,683.02
3/27/25	50499-42 Other Mat&Suppl, Non-Veh	9909096	Janitorial supplies	940.42	
	20100 Accounts Payable		Brady Industries		940.42
3/27/25	50499-41 Other Mat & Supplies,Veh Ma	143436	Vehicle parts	2,600.49	
	11102 Maintenance Equipment		Hose reels for tow truck - TDA	1,251.98	
	50499-41 Other Mat & Supplies,Veh Ma		Maintenance supplies (gloves)	658.50	
	20100 Accounts Payable		Chuck's Brake & Wheel		4,510.97
3/24/25	50499-41 Other Mat & Supplies,Veh Ma	4225032567	March uniforms	828.10	
	20100 Accounts Payable		Cintas Corporation		828.10

WCCTA - WestCAT
Purchase Journal
For the Period April 2025

Filter Criteria includes: 1) Unposted Transactions only; 2) Includes Drop Shipments. Report order is by Vendor ID. Report is printed in Detail Format.

Date	Account ID Account Description	Invoice/CM #	Line Description	Debit Amount	Credit Amount
3/28/25	50499-41 Other Mat & Supplies, Veh Ma 20100 Accounts Payable	4225592607	March uniforms Cintas Corporation	828.10	828.10
4/7/25	50499-41 Other Mat & Supplies, Veh Ma 20100 Accounts Payable	4226518920	April uniforms Cintas Corporation	829.09	829.09
4/14/25	50499-41 Other Mat & Supplies, Veh Ma 20100 Accounts Payable	4227257966	April uniforms Cintas Corporation	829.09	829.09
4/1/25	50501-10 Telephone, Operations 50501-60 Telephone, Admin 20100 Accounts Payable	001002046693	April fiber network (4/1 - 4/30/25) April fiber network (4/1 - 4/30/25) Comcast Business	1,116.03 558.02	1,674.05
4/9/25	50215-60 Fringe Benefits, Admin 20200 Accrued Payroll Liabilities 20100 Accounts Payable	16428	April LTD April supplemental insurance BCC	1,027.32 159.22	1,186.54
3/25/25	50300-42 Outside Service, Non-Veh Mai 20100 Accounts Payable	251363	March inspection ECO-CHEK Compliance, Inc.	125.00	125.00
3/24/25	50401-10 Fuel & Lubricants 20100 Accounts Payable	25-325784	Anti-freeze Flyers Energy, LLC (RCP)	257.61	257.61
3/24/25	50401-10 Fuel & Lubricants 20100 Accounts Payable	25-325785	DEF Flyers Energy, LLC (RCP)	1,190.89	1,190.89
3/24/25	50401-10 Fuel & Lubricants 20100 Accounts Payable	25-325786	Mobil Delvac Flyers Energy, LLC (RCP)	3,031.44	3,031.44
3/31/25	50401-10 Fuel & Lubricants 20100 Accounts Payable	25-331338	Mobil Delvac Flyers Energy, LLC (RCP)	1,104.38	1,104.38
4/7/25	50401-10 Fuel & Lubricants 20100 Accounts Payable	25-336789	Mobil Delvac Flyers Energy, LLC (RCP)	908.71	908.71
4/14/25	50401-10 Fuel & Lubricants 20100 Accounts Payable	25-342135	Anti-freeze Flyers Energy, LLC (RCP)	302.63	302.63
4/14/25	50401-10 Fuel & Lubricants 20100 Accounts Payable	25-342136	DEF Flyers Energy, LLC (RCP)	1,196.31	1,196.31
4/14/25	50499-41	41296345	Vehicle parts	1,141.10	

WCCTA - WestCAT
Purchase Journal
For the Period April 2025

Filter Criteria includes: 1) Unposted Transactions only; 2) Includes Drop Shipments. Report order is by Vendor ID. Report is printed in Detail Format.

Date	Account ID Account Description	Invoice/CM #	Line Description	Debit Amount	Credit Amount
	Other Mat & Supplies,Veh Ma 20100 Accounts Payable		Gillig LLC		1,141.10
4/9/25	50300-60 Outside Services, Admin 20100 Accounts Payable	1521901	March legal services Hanson Bridgett LPP	3,535.00	3,535.00
4/1/25	50215-42 Fringe Benefits, Non-Veh Mai 50215-43 Fringe Benefits, Non-Veh, Co 50215-60 Fringe Benefits, Admin 20100 Accounts Payable	364248	April dental insurance April dental insurance April dental insurance Health Care Dental	214.21 54.52 833.21	1,101.94
3/12/25	50499-41 Other Mat & Supplies,Veh Ma 20100 Accounts Payable	373925FOW	Vehicle parts Hilltop Ford	93.42	93.42
4/9/25	50499-41 Other Mat & Supplies,Veh Ma 20100 Accounts Payable	CM372901FOW	Refund: Core Return Hilltop Ford		35.00 35.00
4/13/25	11105 Oper, Maint & Admin Facility 50499-42 Other Mat&Suppl, Non-Veh 50499-42 Other Mat&Suppl, Non-Veh 50499-42 Other Mat&Suppl, Non-Veh 50499-42 Other Mat&Suppl, Non-Veh 50499-42 Other Mat&Suppl, Non-Veh 20100 Accounts Payable	Stmt 4/13/25	Facilities supplies (chainsaw) - TDA Facilities supplies (see receipt for description) Facilities supplies (steel flat bars) Facilities supplies (chain for chainsaw) Facilities supplies (parking lot cleanup) Less: Product return Home Depot Credit Services	392.21 253.80 93.93 58.97 61.07	32.75 827.23
3/24/25	50402-10 Tires & Tubes 20100 Accounts Payable	171834	March tires J & O's Commercial Tire Center	4,084.65	4,084.65
4/7/25	50402-10 Tires & Tubes 20100 Accounts Payable	172051	April tires J & O's Commercial Tire Center	5,829.62	5,829.62
5/1/25	50215-42 Fringe Benefits, Non-Veh Mai 50215-43 Fringe Benefits, Non-Veh, Co 50215-60 Fringe Benefits, Admin 20100 Accounts Payable	5/2025	May medical insurance May medical insurance May medical insurance Kaiser Foundation Health Plan, Inc.	3,852.87 549.69 13,803.04	18,205.60
4/3/25	50499-41 Other Mat & Supplies,Veh Ma 20100 Accounts Payable	103234665	Vehicle parts Kimball Midwest	504.69	504.69
4/8/25	50499-41 Other Mat & Supplies,Veh Ma 20100 Accounts Payable	103248864	Vehicle parts Kimball Midwest	509.77	509.77

WCCTA - WestCAT
Purchase Journal
For the Period April 2025

Filter Criteria includes: 1) Unposted Transactions only; 2) Includes Drop Shipments. Report order is by Vendor ID. Report is printed in Detail Format.

Date	Account ID Account Description	Invoice/CM #	Line Description	Debit Amount	Credit Amount
3/20/25	50500-10 Utilities, Operations 20100 Accounts Payable	2503980	Water analysis 3/12/25 McC Campbell Analytical Services	158.00 	 158.00
3/31/25	50600-10 Insurance, Operations 50800-41 Purchased Transp, Veh Maint 50800-10 Purchased Transportation, Ope 50800-10 Purchased Transportation, Ope 50800-10 Purchased Transportation, Ope 20100 Accounts Payable	3/2025	March liability insurance March maintenance March service Less: CR for road sups Less: March estimate MV Transportation	16,988.58 97,082.17 679,397.20 	 4,077.26 768,167.89 21,222.80
4/7/25	50800-10 Purchased Transportation, Ope 20100 Accounts Payable	133626	Estimated April service MV Transportation	780,883.90 	 780,883.90
4/1/25	50499-41 Other Mat & Supplies,Veh Ma 20100 Accounts Payable	4648681-45	Maintenance supplies New Pig Corp.	348.92 	 348.92
3/20/25	50499-41 Other Mat & Supplies,Veh Ma 20100 Accounts Payable	15253666	Vehicle parts (Bus 177) Pape Kenworth	39.11 	 39.11
3/24/25	50499-41 Other Mat & Supplies,Veh Ma 20100 Accounts Payable	15258725	Vehicle parts (Bus 177) Pape Kenworth	39.11 	 39.11
3/27/25	50499-41 Other Mat & Supplies,Veh Ma 20100 Accounts Payable	15273108	Refund: Core Return (invoice # 15187438) Pape Kenworth	 823.13 	823.13
4/2/25	50499-41 Other Mat & Supplies,Veh Ma 20100 Accounts Payable	15311827	Vehicle parts (Bus 402) Pape Kenworth	1,186.41 	 1,186.41
4/7/25	50499-41 Other Mat & Supplies,Veh Ma 20100 Accounts Payable	15311846	Vehicle parts (Bus 402) Pape Kenworth	1,626.63 	 1,626.63
4/3/25	50300-41 Outside Service, Vehicle Main 20100 Accounts Payable	25-24555	Towing service (Bus 206) Olivers Tow	841.76 	 841.76
4/6/25	51200-60 Rentals & Leases, Admin 20100 Accounts Payable	589822320	Apr. copier (4/1 - 4/30/25) Pacific Office Automation/Lease	334.39 	 334.39
4/9/25	51200-60 Rentals & Leases, Admin 20100 Accounts Payable	212805	Black & color meter (1/9 - 4/9/25) Pacific Office Automation/Service	254.46 	 254.46
4/1/25	50300-42 Outside Service, Non-Veh Mai	4213387	April landscaping	591.34	

WCCTA - WestCAT
Purchase Journal
For the Period April 2025

Filter Criteria includes: 1) Unposted Transactions only; 2) Includes Drop Shipments. Report order is by Vendor ID. Report is printed in Detail Format.

Date	Account ID Account Description	Invoice/CM #	Line Description	Debit Amount	Credit Amount
	20100 Accounts Payable		Pacific Site Management		591.34
3/31/25	50501-10 Telephone, Operations	INV-20460-32025	March phone service	897.77	
	50501-60 Telephone, Admin		March phone service	448.89	
	20100 Accounts Payable		STREAMS		1,346.66
3/18/25	50500-10 Utilities, Operations	3/2025	Mar. gas & electric	3,386.35	
	50500-60 Utilities, Admin		Mar. gas & electric	1,693.17	
	20100 Accounts Payable		PG & E		5,079.52
3/20/25	50500-10 Utilities, Operations	3/2025	Mar. gas & electric	12.56	
	50500-60 Utilities, Admin		Mar. gas & electric	6.28	
	20100 Accounts Payable		Pacific Gas & Electric		18.84
4/1/25	50300-10 Outside Services, Operations	42277	Airtime (Apr. - Jun. 2025)	7,767.68	
	20100 Accounts Payable		Precision Wireless Service		7,767.68
3/31/25	50300-10 Outside Services, Operations	100747	DAR tickets	1,958.83	
	20100 Accounts Payable		Prestige Printing & Graphics		1,958.83
4/1/25	11104 Facility Repairs	2258701	Sliding gate repair (back gate) - TDA	2,382.40	
	20100 Accounts Payable		R & S Erection of Richmond, Inc.		2,382.40
3/31/25	50500-10 Utilities, Operations	0851-155447868	March garbage	617.75	
	50500-60 Utilities, Admin		March garbage	308.87	
	20100 Accounts Payable		Republic Services #851		926.62
4/11/25	50300-60 Outside Services, Admin	WCAT-7	COA tasks 1,2,4	7,454.52	
	50908-10 Marketing & Advertising, Ope		Marketing & public outreach tasks 3 & 6	18,180.00	
	20100 Accounts Payable		Ronny Kraft Consulting		25,634.52
3/20/25	50300-41 Outside Service, Vehicle Main	SWO166202-1	Vehicle repair (Bus 408)	491.93	
	20100 Accounts Payable		SONSRAY FLEET SERVICES		491.93
3/20/25	50300-41 Outside Service, Vehicle Main	SWO166204-1	Vehicle repair (Bus 201)	1,119.12	
	20100 Accounts Payable		SONSRAY FLEET SERVICES		1,119.12
3/29/25	50300-41 Outside Service, Vehicle Main	SWO167810-1	Vehicle repair (Bus 206)	416.38	
	20100 Accounts Payable		SONSRAY FLEET SERVICES		416.38
3/25/25	50499-60 Other Mat & Supplies, Admin	7004658452	Office supplies	109.25	
	20100		Staples		109.25

WCCTA - WestCAT
Purchase Journal
For the Period April 2025

Filter Criteria includes: 1) Unposted Transactions only; 2) Includes Drop Shipments. Report order is by Vendor ID. Report is printed in Detail Format.

Date	Account ID Account Description	Invoice/CM #	Line Description	Debit Amount	Credit Amount
	Accounts Payable				
4/9/25	50401-10 Fuel & Lubricants 20100 Accounts Payable	044-002477 12/2024	Oct - Dec Underground Storage Tank	1,621.34	
			State Board of Equalization		1,621.34
4/9/25	50401-10 Fuel & Lubricants 20100 Accounts Payable	057-416014 12/2024	Oct - Dec Diesel Report	765.56	
			State Board of Equalization		765.56
4/2/25	50500-10 Utilities, Operations 20100 Accounts Payable	SW-0315153	Annual storm water permit	1,723.00	
			State Water Resource Control Board		1,723.00
4/10/25	50300-42 Outside Service, Non-Veh Mai 20100 Accounts Payable	71775	Pre maintenance on pressure washer	264.04	
			Steam Cleaners LLC.		264.04
3/21/25	50300-10 Outside Services, Operations 20100 Accounts Payable	3/2025	March phones & DAR tablets	2,030.47	
			T-MOBILE		2,030.47
2/21/25	50300-10 Outside Services, Operations 20100 Accounts Payable	2/2025	Plan charges for 17 IOT connected devices	571.20	
			T-Mobile		571.20
4/10/25	50499-41 Other Mat & Supplies,Veh Ma 20100 Accounts Payable	83734688	Vehicle parts (Bus 203)	41.95	
			The Aftermarket Parts Company, LLC		41.95
3/20/25	50300-41 Outside Service, Vehicle Main 50499-41 Other Mat & Supplies,Veh Ma 20100 Accounts Payable	023W24372	Labor (Bus 414)	2,143.00	
			Vehicle parts (Bus 414)	8,443.16	
			Oakland - The W.W. Williams Company LLC		10,586.16
3/26/25	50401-10 Fuel & Lubricants 20100 Accounts Payable	858661	Diesel	28,028.79	
			Western States Oil CO.		28,028.79
4/4/25	50401-10 Fuel & Lubricants 20100 Accounts Payable	859187	Diesel	30,147.11	
			Western States Oil CO.		30,147.11
4/15/25	50401-10 Fuel & Lubricants 20100 Accounts Payable	859040	Diesel	28,689.88	
			Western States Oil CO.		28,689.88
4/3/25	50300-10 Outside Services, Operations 50300-60 Outside Services, Admin 20100 Accounts Payable	75994669	Apr. pest control	144.16	
			Apr. pest control	72.08	
			Western Exterminator Co.		216.24
4/2/25	50300-41 Outside Service, Vehicle Main 20100 Accounts Payable	1500-01198717	Waste removal and admin fee	87.00	
			Asbury Environmental Services		87.00

WCCTA - WestCAT
Purchase Journal
For the Period April 2025

Filter Criteria includes: 1) Unposted Transactions only; 2) Includes Drop Shipments. Report order is by Vendor ID. Report is printed in Detail Format.

Date	Account ID Account Description	Invoice/CM #	Line Description	Debit Amount	Credit Amount
				1,812,514.39	1,812,514.39

	January FY 24/25	January FY 23/24	% Change	Year-To-Date FY 24/25	Year-To-Date FY 23/24	% Change
System Total						
Total Passengers	56,097	57,701	-2.8	398,657	391,016	2.0
Revenue Passengers	53,033	52,285	1.4	373,182	346,633	7.7
Weekday Total Passengers	52,135	53,816	-3.1	367,964	361,503	1.8
Saturday Total Passengers	2,431	2,402	1.2	18,317	17,980	1.9
Sunday Total Passengers	1,531	1,483	3.2	12,376	11,533	7.3
Weekday Average Passengers	2,370	2,446	-3.1	2,470	2,459	0.4
Saturday Average Passengers	486	480	1.3	555	529	4.9
Sunday Average Passengers	306	297	3.0	344	320	7.5
Vehicle Revenue Hours	6,985.96	7,297.45	-4.3	47,174.37	49,072.91	-3.9
Total Vehicle Hours	7,427.28	7,771.64	-4.4	50,371.53	52,185.50	-3.5
Revenue Vehicle Miles	121,216.5	121,067.2	0.1	824,344.9	820,346.5	0.5
Total Miles	137,071.0	149,372.0	-8.2	972,410.6	995,085.0	-2.3
Dial-A-Ride Program						
Number of Weekdays	21	21	0.0	146	145	0.7
Number of Saturdays	5	5	0.0	33	34	-2.9
Total Passengers	1,569	1,615	-2.8	11,295	11,522	-2.0
Revenue Passengers	1,467	1,542	-4.9	10,543	10,938	-3.6
Weekday Total Passengers	1,406	1,450	-3.0	10,093	10,138	-0.4
Saturday Total Passengers	163	165	-1.2	1,202	1,384	-13.2
Weekday Average Passengers	67	69	-2.9	69	70	-1.4
Saturday Average Passengers	33	33	0.0	36	41	-12.2
Vehicle Revenue Hours	907.85	1,015.02	-10.6	6,175.24	6,239.11	-1.0
Total Vehicle Hours	946.29	1,054.89	-10.3	6,419.80	6,489.88	-1.1
Productivity	1.73	1.59	8.8	1.83	1.85	-1.1
Revenue Vehicle Miles	8,224.3	8,413.3	-2.2	54,429.0	55,180.5	-1.4
Total Miles	9,148.4	9,472.5	-3.4	61,145.4	61,580.8	-0.7
Express Routes Program						
Number of Weekdays	21	21	0.0	147	145	1.4
Number of Saturdays	5	5	0.0	33	34	-2.9
Number of Sundays	5	5	0.0	36	36	0.0
Total Passengers	24,572	24,936	-1.5	176,021	170,017	3.5
Revenue Passengers	23,477	22,983	2.1	166,433	153,277	8.6
Weekday Total Passengers	21,242	21,678	-2.0	149,687	145,769	2.7
Saturday Total Passengers	1,799	1,775	1.4	13,958	12,715	9.8
Sunday Total Passengers	1,531	1,483	3.2	12,376	11,533	7.3
Weekday Average Passengers	1,012	1,032	-1.9	1,018	1,005	1.3
Saturday Average Passengers	360	355	1.4	423	374	13.1
Sunday Average Passengers	306	297	3.0	344	320	7.5
Vehicle Revenue Hours	2,503.93	2,558.89	-2.1	16,994.17	17,552.52	-3.2
Total Vehicle Hours	2,681.93	2,752.80	-2.6	18,197.44	18,826.49	-3.3
Productivity	9.81	9.74	0.7	10.36	9.69	6.9
Revenue Vehicle Miles	43,374.5	42,093.3	3.0	292,174.3	287,937.7	1.5
Total Miles	47,643.9	46,725.2	2.0	322,710.0	318,762.7	1.2



Monthly Management Report Summary

January, FY 24/25

System & Program Summary

	January FY 24/25	January FY 23/24	% Change	Year-To-Date FY 24/25	Year-To-Date FY 23/24	% Change
Local Fixed Routes Program						
Number of Weekdays	21	21	0.0	146	145	0.7
Number of Saturdays	5	5	0.0	33	34	-2.9
Total Passengers	15,777	18,890	-16.5	116,118	124,976	-7.1
Revenue Passengers	14,166	15,939	-11.1	103,644	101,034	2.6
Weekday Total Passengers	15,308	18,428	-16.9	112,961	121,095	-6.7
Saturday Total Passengers	469	462	1.5	3,157	3,881	-18.7
Weekday Average Passengers	729	878	-17.0	774	835	-7.3
Saturday Average Passengers	94	92	2.2	96	114	-15.8
Vehicle Revenue Hours	2,324.76	2,592.87	-10.3	15,776.78	17,717.67	-11.0
Total Vehicle Hours	2,442.28	2,730.98	-10.6	16,770.22	18,621.97	-9.9
Productivity	6.79	7.29	-6.9	7.36	7.05	4.4
Revenue Vehicle Miles	36,098.1	37,098.6	-2.7	251,038.8	254,289.0	-1.3
Total Miles	38,491.9	39,718.7	-3.1	267,940.6	271,654.8	-1.4
Transbay Lynx Program						
Number of Weekdays	22	22	0.0	149	147	1.4
Total Passengers	14,179	12,260	15.7	95,223	84,501	12.7
Revenue Passengers	13,923	11,821	17.8	92,562	81,384	13.7
Weekday Total Passengers	14,179	12,260	15.7	95,223	84,501	12.7
Weekday Average Passengers	645	557	15.8	639	575	11.1
Vehicle Revenue Hours	1,249.42	1,130.67	10.5	8,228.18	7,563.61	8.8
Total Vehicle Hours	1,356.78	1,232.97	10.0	8,984.07	8,247.16	8.9
Productivity	11.35	10.84	4.7	11.57	11.17	3.6
Revenue Vehicle Miles	33,519.6	33,462.0	0.2	226,702.8	222,939.2	1.7
Total Miles	35,583.0	35,329.8	0.7	239,846.4	235,419.5	1.9

Preventable Accidents per Miles Driven in 12 Month
Period

January-25

	Miles	Accidents	Frequency 12 Month Period
FR	1,529,489	11	139,044
DAR	143,146	2	71,573

FR=Fixed Route, Martinez Link, Transbay, & Express
DAR=Dial-A-Ride

	Non-Preventable				Preventable			
	Month		FYTD		Month		FYTD	
	Current	Last Year	Current	Last Year	Current	Last Year	Current	Last Year
FR	0	1	1	0	1	0	1	1
DAR	0	0	0	0	0	0	0	0

WestCAT Monthly Passenger & Auxiliary Revenue Reconciliation

Month & Fiscal Year- January 2025 Updated

Cash Fares for Deposit	Monthly System Total	CYTD	Dial-A-Ride	Transbay-Lynx	Fixed Route
Cash Fare - General Public	\$ 12,071.50	\$ 89,249.30		\$ 3,589.25	\$ 8,482.25
Cash Fare - Senior & Disabled	\$ 2,769.75	\$ 19,064.70	\$ 620.00	\$ 593.50	\$ 1,556.25
Cash Fare - Transfers	\$ 401.75	\$ 3,190.75	\$ 20.00	\$ 3.75	\$ 378.00
Cash Fare - Regional Paratransit	\$ 159.00	\$ 1,296.00	\$ 159.00		
Cash Fare - Local Day Pass Sales	\$ 2,019.50	\$ 13,104.25		\$ 5.00	\$ 2,014.50
Total Estimated Cash (a)	\$ 17,421.50	\$ 125,905.00	\$ 799.00	\$ 4,191.50	\$ 12,431.00
Over/(Short) Cash Count	\$ 3.16	\$ 63.93	\$ 1.00	\$ 1.80	\$ 0.36
Bank Deposit Corrections	\$ (20.00)	\$ (50.96)			\$ (20.00)
Subtotal Cash Fare Deposit	\$ 17,404.66	\$ 125,917.97	\$ 800.00	\$ 4,193.30	\$ 12,411.36
Prepaid Sales Deposit	Monthly System Total	CYTD	Dial-A-Ride	Transbay-Lynx	Fixed Route
Ticket Books	\$ 910.00	\$ 5,765.00	\$ 910.00		
Summer Youth Pass (SYP)	\$ -	\$ 30.00			
Clipper Sales	\$ -	\$ 1,810.00			
Lynx 31-Day Pass Sales - GP	\$ 1,120.00	\$ 7,770.00		\$ 1,120.00	
Lynx 31-Day Pass Sales - SNR/DSBLD	\$ 280.00	\$ 840.00		\$ 280.00	
Lynx Stored Ride Pass Sales	\$ 50.00	\$ 680.00		\$ 50.00	
Local 31-Day Pass Sales - GP	\$ 1,760.00	\$ 17,040.00			\$ 1,760.00
Local 31-Day Pass Sales -SNR/DSBLD	\$ 520.00	\$ 2,320.00			\$ 520.00
Local Stored Value Pass Sales	\$ -	\$ -			
Local Day Pass Sales (Prepaid)	\$ 1,775.00	\$ 2,627.00			\$ 1,775.00
Shopify (Shipping Fees)	\$ 39.00	\$ 227.00	\$ 7.00	\$ 15.00	\$ 17.00
Over payment	\$ -	\$ -			
Returned Checks	\$ -	\$ -			
Refunds Issued from Ticket / Pass Sales	\$ -	\$ (141.00)			
Subtotal Prepaid Sales Deposit	\$ 6,454.00	\$ 38,968.00	\$ 917.00	\$ 1,465.00	\$ 4,072.00
Billings Issued	Monthly System Total	CYTD	Dial-A-Ride	Transbay-Lynx	Fixed Route
CCC Nutrition Tickets	\$ 60.00	\$ 518.00	\$ 60.00		
Lynx B1G1F - GP 31-Day Pass	\$ -	\$ -			
Lynx B1G1F - SNR/DSBLD 31-Day Pass	\$ -	\$ -			
Wage Works - Local GP 31-Day Pass	\$ -	\$ 80.00			
Wage Works - Local SNR/DSBLD -31-Day Pass	\$ -	\$ 20.00			
Wage Works - Lynx GP 31-Day Pass	\$ 840.00	\$ 5,180.00		\$ 840.00	
Wage Works - Lynx SNR/DSBLD 31-Day Pass	\$ 70.00	\$ 490.00		\$ 70.00	
Wage Works - Lynx 10 Ride Pass	\$ 200.00	\$ 650.00		\$ 200.00	
Wage Works - Local Stored Value Pass	\$ -	\$ -			
Capital Corridor Vouchers (Annually)	\$ -	\$ -			
511 Contra Costa (BOGO LYNX)	\$ -	\$ 1,960.00			
10 Ride LYNX Promo	\$ -	\$ 2,700.00			
511 CC Summer Youth Pass	\$ -	\$ 1,473.90			
WCCUSD (\$37.00 SBPP)	\$ 16,650.00	\$ 88,800.00			\$ 16,650.00
BART Parking	\$ -	\$ 519.75			
CCTA Summer Youth Pass	\$ -	\$ 866.10			
CCTA Life Program	\$ -	\$ 3,960.00			
Clipper	\$ 71,986.49	\$ 521,478.28		\$ 42,826.08	\$ 29,160.41
CCC Health Services	\$ 2,100.00	\$ 2,100.00			\$ 2,100.00
CCC Employee & Human Services	\$ -	\$ 400.00			
Clipper Start - MTC	\$ -	\$ -			
Pass 2 Class Program	\$ -	\$ 21,520.00			
*Other	\$ -	\$ -			
Subtotal Billings	\$ 91,906.49	\$ 652,716.03	\$ 60.00	\$ 43,936.08	\$ 47,910.41
Total Passenger Revenue	\$ 115,765.15	\$ 817,602.00	\$ 1,777.00	\$ 49,594.38	\$ 64,393.77

	Monthly System Total	CYTD
Total Passenger Revenue Last Year	\$ 100,024.92	\$ 639,226.11



Passenger & Productivity Statistical Report

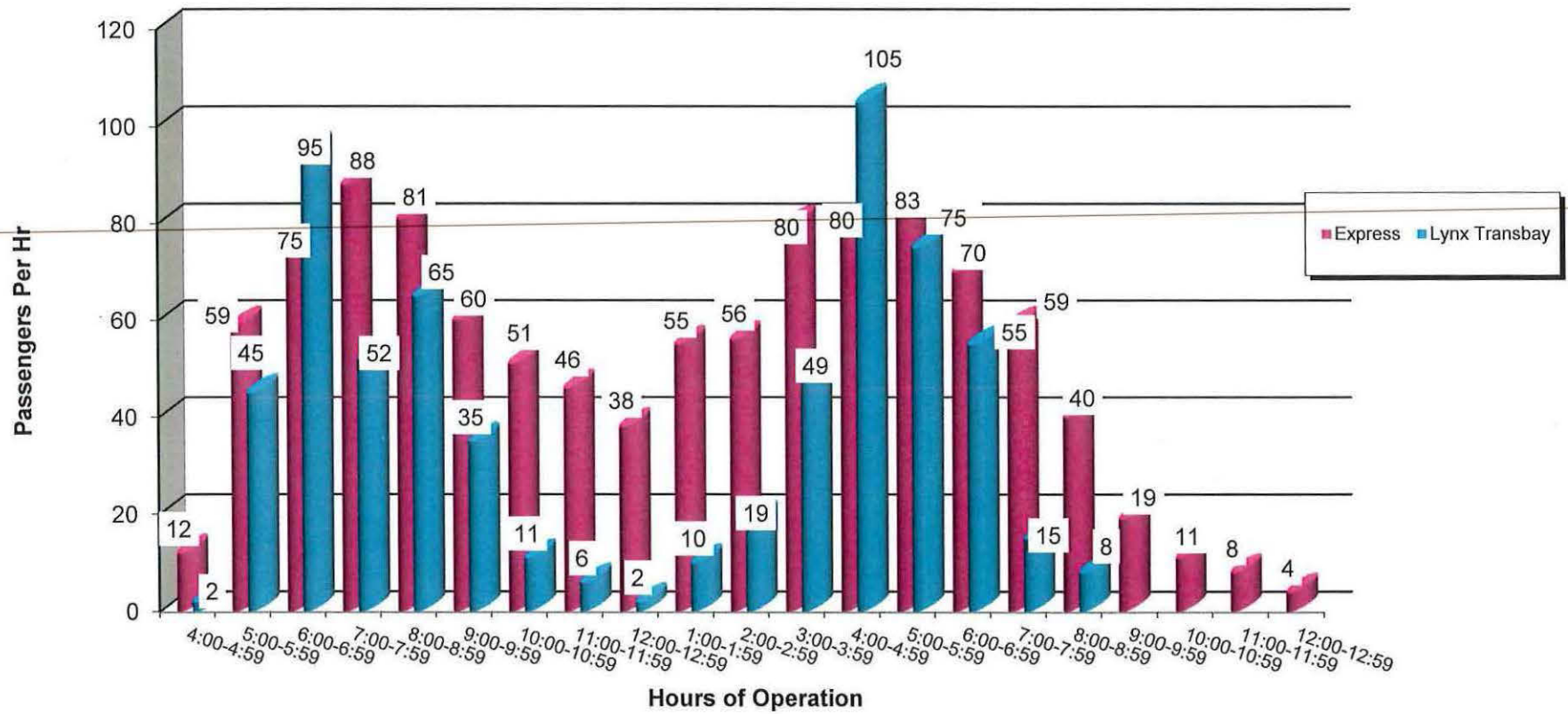
January, FY 24/25

System

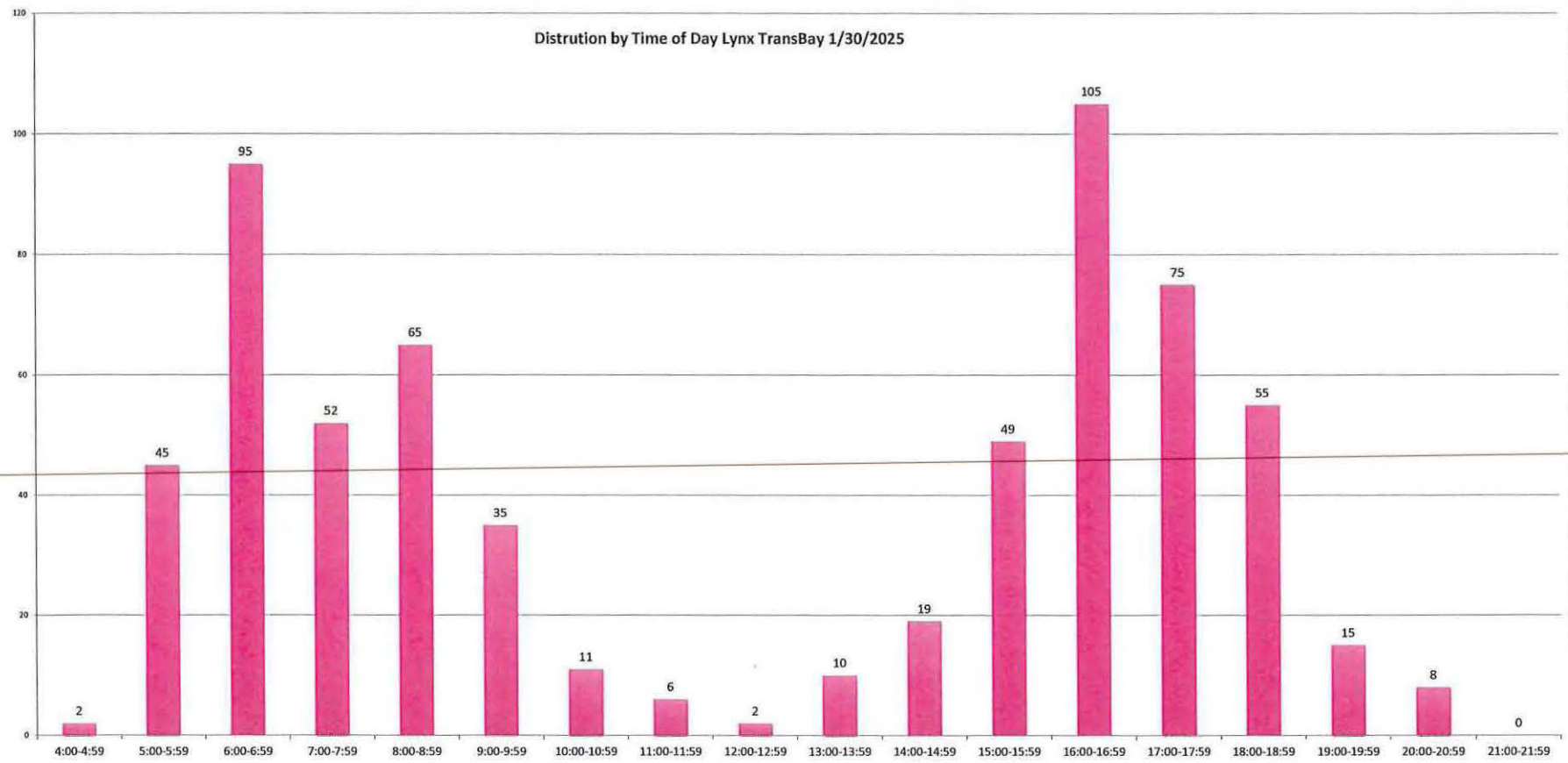
All Routes

Route by Day Type & System	Passengers						Passengers Per Revenue Hour					
	January			Fiscal Year To Date			January			Fiscal Year To Date		
	FY 23/24	FY 24/25	% Change	FY 23/24	FY 24/25	% Change	FY 23/24	FY 24/25	% Change	FY 23/24	FY 24/25	% Change
Route 10 Weekday	2,077	1,393	-32.9	12,735	8,887	-30.2	7.3	7.7	6.2	6.8	7.9	17.3
Route 11 Weekday	2,622	2,387	-9.0	20,325	15,459	-23.9	7.5	8.9	17.7	8.4	8.4	0.2
Route 11 Saturday	224	227	1.3	1,954	1,558	-20.3	3.7	4.0	6.0	4.7	3.9	-18.3
Route 11 Total	2,846	2,614	-8.2	22,279	17,017	-23.6	7.0	8.0	14.8	7.9	7.6	-3.4
Route 12 Weekday	2,144	1,457	-32.0	12,690	11,681	-8.0	7.8	7.4	-4.3	7.0	9.6	37.9
Route 15 Weekday	1,542	864	-44.0	8,726	7,653	-12.3	8.6	5.0	-42.6	7.1	6.8	-4.8
Route 16 Weekday	4,352	4,307	-1.0	28,455	29,181	2.6	7.4	7.3	-0.5	7.0	7.1	0.9
Route 19 Saturday	238	242	1.7	1,927	1,599	-17.0	3.7	3.8	1.9	4.4	3.9	-10.5
Route 30Z Weekday	1,237	1,047	-15.4	8,283	7,867	-5.0	4.6	4.0	-12.5	4.5	4.3	-2.8
Route C3 Weekday	4,454	3,853	-13.5	29,881	32,233	7.9	8.5	7.2	-15.9	8.3	8.7	4.1
Route DAR Weekday	1,450	1,406	-3.0	10,138	10,093	-0.4	1.6	1.7	7.1	1.8	1.8	-0.8
Route DAR Saturday	165	163	-1.2	1,384	1,202	-13.2	1.5	1.8	22.5	2.0	2.0	-1.2
Route DAR Total	1,615	1,569	-2.8	11,522	11,295	-2.0	1.6	1.7	8.6	1.8	1.8	-1.0
Route J Weekday	13,510	12,333	-8.7	86,800	88,709	2.2	11.0	11.6	5.8	10.4	12.2	16.8
Route J Saturday	1,775	1,799	1.4	12,715	13,958	9.8	10.6	5.5	-47.5	11.1	8.8	-20.7
Route J Sunday	1,483	1,531	3.2	11,533	12,376	7.3	8.9	7.5	-15.3	9.6	8.5	-11.6
Route J Total	16,768	15,663	-6.6	111,048	115,043	3.6	10.7	9.9	-8.0	10.4	11.1	7.0
Route JPX Weekday	6,122	6,995	14.3	46,166	46,581	0.9	9.8	11.5	17.7	10.6	10.5	-1.8
Route JX Weekday	2,046	1,914	-6.5	12,803	14,397	12.5	5.5	6.2	12.1	5.0	6.5	29.6
Route LYNX Weekday	12,260	14,179	15.7	84,501	95,223	12.7	10.8	11.3	4.7	11.2	11.6	3.6
Total System-Wide	57,701	56,097	-2.8	391,016	398,657	2.0	7.9	8.0	1.6	8.0	8.5	6.1

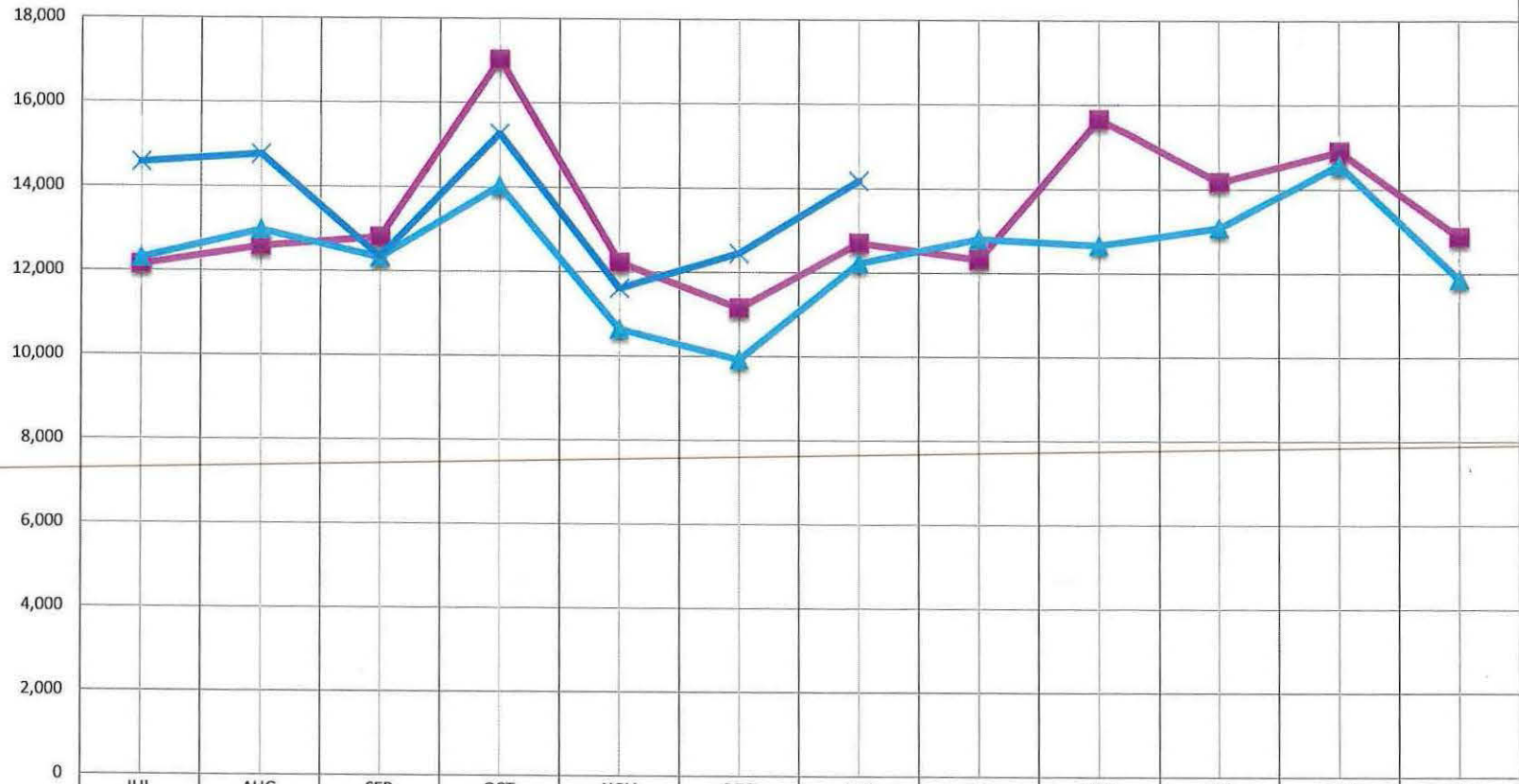
**Express Routes (J, JX, JPX), and Lynx Transbay
Ridership by Time of Day
Date:12/12/2024**



Distrution by Time of Day Lynx TransBay 1/30/2025



WESCAT LYNX TRANSBAY 3YR STATS



ridership 22-23	12,149	12,592	12,812	17,034	12,229	11,155	12,702	12,318	15,656	14,173	14,898	12,878
ridership 23-24	12,312	12,981	12,330	14,035	10,650	9,933	12,229	12,816	12,668	13,085	14,582	11,873
ridership 24-25	14,579	14,774	12,341	15,275	11,616	12,459	14,179					

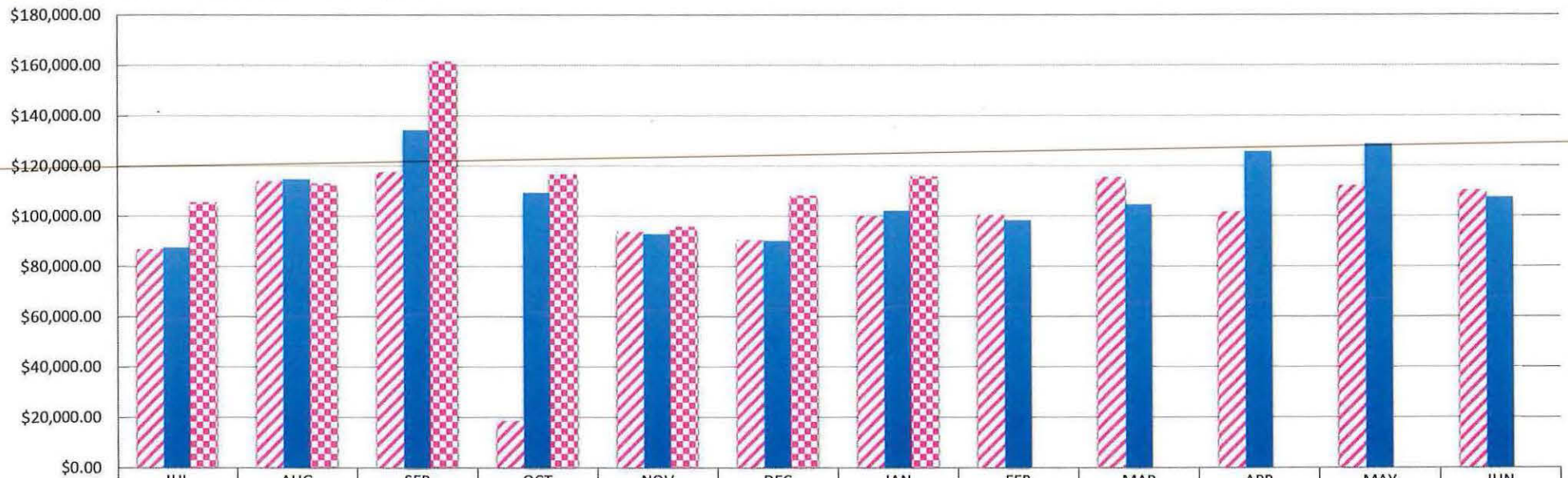
[illegible]



[illegible]



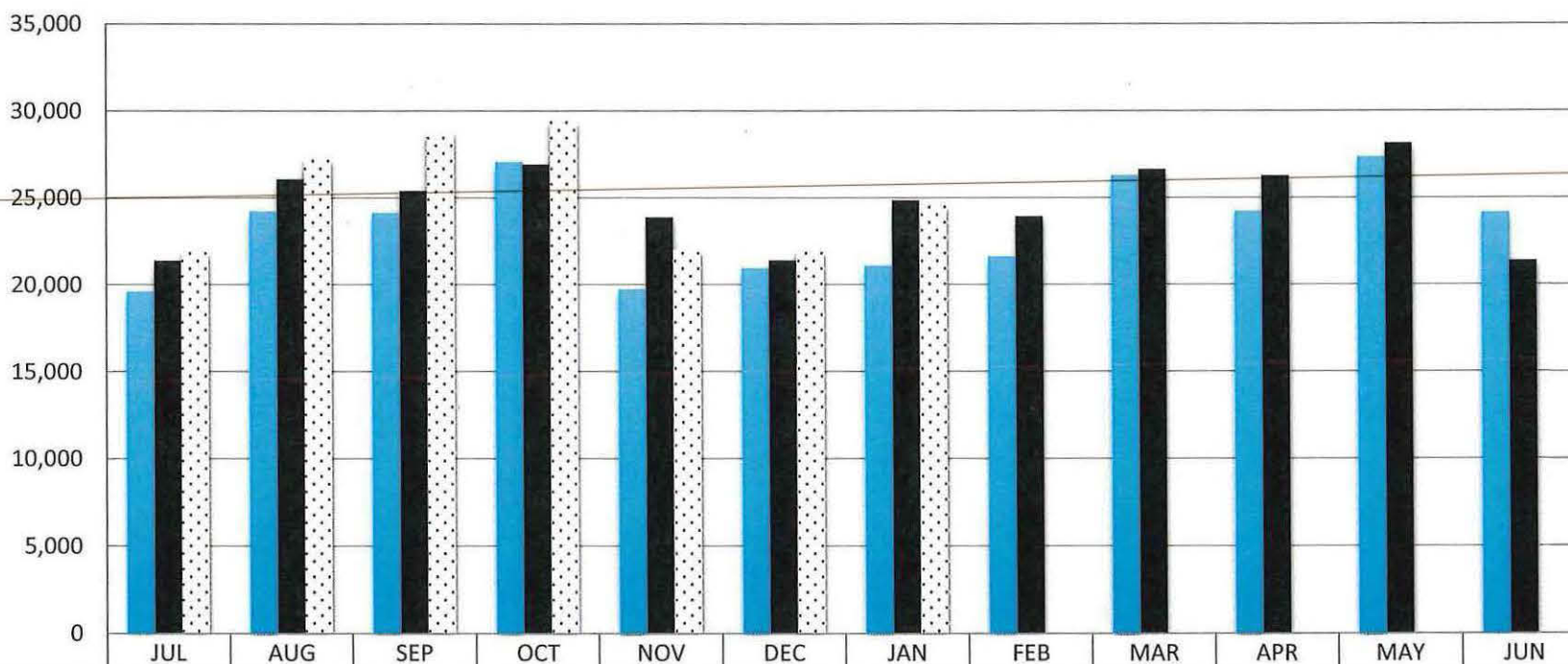
WESTCAT FAREBOX REVENUE



Revenue 22-23	\$86,892.89	\$113,997.58	\$117,601.60	\$18,636.94	\$93,806.78	\$90,541.26	\$100,024.92	\$100,444.85	\$115,567.76	\$101,737.40	\$112,223.86	\$110,253.77
Revenue 23-24	\$87,580.83	\$114,756.29	\$134,323.01	\$109,386.82	\$92,930.16	\$90,141.37	\$102,241.47	\$98,318.34	\$104,640.78	\$125,802.06	\$128,735.61	\$107,518.02
Revenue 24-25	\$105,639.74	\$113,217.35	\$161,654.16	\$116,734.28	\$95,828.18	\$108,161.67	\$115,765.15					



WESTCAT EXPRESS RIDERSHIP Includes Routes J, JX and JPX



	JUL	AUG	SEP	OCT	NOV	DEC	JAN	FEB	MAR	APR	MAY	JUN
ridership 22-23	19,630	24,248	24,163	27,103	19,749	20,967	21,118	21,653	26,320	24,247	27,386	24,174
ridership 23-24	21,385	26,086	25,402	26,924	23,881	21,403	24,856	23,945	26,636	26,277	28,154	21,384
ridership 24-25	21,857	27,259	28,804	29,447	22,025	21,994	24,572					



Monthly Management Report Summary

February, FY 24/25

System & Program Summary

	February FY 24/25	February FY 23/24	% Change	Year-To-Date FY 24/25	Year-To-Date FY 23/24	% Change
System Total						
Total Passengers	53,319	55,258	-3.5	451,976	446,274	1.3
Revenue Passengers	50,486	50,833	-0.7	423,668	397,466	6.6
Weekday Total Passengers	49,579	51,763	-4.2	417,543	413,266	1.0
Saturday Total Passengers	2,569	2,284	12.5	20,886	20,264	3.1
Sunday Total Passengers	1,171	1,211	-3.3	13,547	12,744	6.3
Weekday Average Passengers	2,609	2,588	0.8	2,485	2,475	0.4
Saturday Average Passengers	514	457	12.5	550	520	5.8
Sunday Average Passengers	293	303	-3.3	339	319	6.3
Vehicle Revenue Hours	6,352.74	6,904.39	-8.0	53,527.11	55,977.29	-4.4
Total Vehicle Hours	6,743.14	7,345.93	-8.2	57,114.67	59,531.43	-4.1
Revenue Vehicle Miles	108,088.6	113,934.2	-5.1	932,433.5	934,280.6	-0.2
Total Miles	123,271.0	141,292.0	-12.8	1,095,681.6	1,136,377.0	-3.6
Dial-A-Ride Program						
Number of Weekdays	19	20	-5.0	165	165	0.0
Number of Saturdays	5	5	0.0	38	39	-2.6
Total Passengers	1,431	1,628	-12.1	12,726	13,150	-3.2
Revenue Passengers	1,350	1,584	-14.8	11,893	12,522	-5.0
Weekday Total Passengers	1,278	1,437	-11.1	11,371	11,575	-1.8
Saturday Total Passengers	153	191	-19.9	1,355	1,575	-14.0
Weekday Average Passengers	67	72	-6.9	69	70	-1.4
Saturday Average Passengers	31	38	-18.4	36	40	-10.0
Vehicle Revenue Hours	849.56	994.06	-14.5	7,024.80	7,233.16	-2.9
Total Vehicle Hours	882.85	1,034.72	-14.7	7,302.65	7,524.60	-2.9
Productivity	1.68	1.64	2.4	1.81	1.82	-0.5
Revenue Vehicle Miles	7,367.7	8,505.2	-13.4	61,796.7	63,685.8	-3.0
Total Miles	8,248.3	9,562.9	-13.7	69,393.7	71,143.6	-2.5
Express Routes Program						
Number of Weekdays	19	20	-5.0	166	165	0.6
Number of Saturdays	5	5	0.0	38	39	-2.6
Number of Sundays	4	4	0.0	40	40	0.0
Total Passengers	22,479	23,945	-6.1	198,500	193,962	2.3
Revenue Passengers	21,584	22,297	-3.2	188,017	175,574	7.1
Weekday Total Passengers	19,386	21,049	-7.9	169,073	166,818	1.4
Saturday Total Passengers	1,922	1,685	14.1	15,880	14,400	10.3
Sunday Total Passengers	1,171	1,211	-3.3	13,547	12,744	6.3
Weekday Average Passengers	1,020	1,052	-3.0	1,019	1,011	0.8
Saturday Average Passengers	384	337	13.9	418	369	13.3
Sunday Average Passengers	293	303	-3.3	339	319	6.3
Vehicle Revenue Hours	2,308.56	2,418.03	-4.5	19,302.73	19,970.55	-3.3
Total Vehicle Hours	2,467.57	2,598.24	-5.0	20,665.01	21,424.73	-3.5
Productivity	9.74	9.90	-1.6	10.28	9.71	5.9
Revenue Vehicle Miles	38,932.8	39,661.8	-1.8	331,107.1	327,599.5	1.1
Total Miles	42,670.4	43,998.2	-3.0	365,380.4	362,760.9	0.7



Monthly Management Report Summary

February, FY 24/25

System & Program Summary

	February FY 24/25	February FY 23/24	% Change	Year-To-Date FY 24/25	Year-To-Date FY 23/24	% Change
Local Fixed Routes Program						
Number of Weekdays	19	20	-5.0	165	165	0.0
Number of Saturdays	5	5	0.0	38	39	-2.6
Total Passengers	15,155	16,869	-10.2	131,273	141,845	-7.5
Revenue Passengers	13,659	14,412	-5.2	117,303	115,446	1.6
Weekday Total Passengers	14,661	16,461	-10.9	127,622	137,556	-7.2
Saturday Total Passengers	494	408	21.1	3,651	4,289	-14.9
Weekday Average Passengers	772	823	-6.2	773	834	-7.3
Saturday Average Passengers	99	82	20.7	96	110	-12.7
Vehicle Revenue Hours	2,116.81	2,461.85	-14.0	17,893.59	20,179.52	-11.3
Total Vehicle Hours	2,222.19	2,589.52	-14.2	18,992.41	21,211.49	-10.5
Productivity	7.16	6.85	4.5	7.34	7.03	4.4
Revenue Vehicle Miles	32,821.9	35,343.2	-7.1	283,860.6	289,632.2	-2.0
Total Miles	34,930.1	37,784.0	-7.6	302,870.6	309,438.8	-2.1
Transbay Lynx Program						
Number of Weekdays	19	20	-5.0	168	167	0.6
Total Passengers	14,254	12,816	11.2	109,477	97,317	12.5
Revenue Passengers	13,893	12,540	10.8	106,455	93,924	13.3
Weekday Total Passengers	14,254	12,816	11.2	109,477	97,317	12.5
Weekday Average Passengers	750	641	17.0	652	583	11.8
Vehicle Revenue Hours	1,077.81	1,030.45	4.6	9,305.99	8,594.06	8.3
Total Vehicle Hours	1,170.53	1,123.45	4.2	10,154.60	9,370.61	8.4
Productivity	13.23	12.44	6.4	11.76	11.32	3.9
Revenue Vehicle Miles	28,966.2	30,424.0	-4.8	255,669.0	253,363.2	0.9
Total Miles	30,807.5	32,122.0	-4.1	270,653.9	267,541.5	1.2



Passenger & Productivity Statistical Report

February, FY 24/25

System

All Routes

Route by Day Type & System	Passengers						Passengers Per Revenue Hour					
	February			Fiscal Year To Date			February			Fiscal Year To Date		
	FY 23/24	FY 24/25	% Change	FY 23/24	FY 24/25	% Change	FY 23/24	FY 24/25	% Change	FY 23/24	FY 24/25	% Change
Route 10 Weekday	1,748	1,186	-32.2	14,483	10,073	-30.4	6.6	7.3	11.1	6.7	7.8	16.5
Route 11 Weekday	2,479	2,243	-9.5	22,804	17,702	-22.4	7.5	9.2	23.1	8.3	8.5	2.7
Route 11 Saturday	214	246	15.0	2,168	1,804	-16.8	3.6	4.3	19.7	4.6	3.9	-14.6
Route 11 Total	2,693	2,489	-7.6	24,972	19,506	-21.9	6.9	8.3	20.1	7.7	7.7	-0.9
Route 12 Weekday	1,775	1,333	-24.9	14,465	13,014	-10.0	7.0	7.6	8.7	7.0	9.3	34.2
Route 15 Weekday	1,410	877	-37.8	10,136	8,530	-15.8	8.3	5.5	-33.5	7.2	6.6	-8.8
Route 16 Weekday	3,605	3,512	-2.6	32,060	32,693	2.0	6.4	6.5	2.4	6.9	7.0	1.2
Route 19 Saturday	194	248	27.8	2,121	1,847	-12.9	3.0	3.9	27.6	4.2	3.9	-7.1
Route 30Z Weekday	971	1,048	7.9	9,254	8,915	-3.7	3.8	4.5	17.8	4.4	4.4	-0.7
Route C3 Weekday	4,473	4,462	-0.2	34,354	36,695	6.8	9.0	9.2	2.5	8.4	8.7	3.9
Route DAR Weekday	1,437	1,278	-11.1	11,575	11,371	-1.8	1.6	1.7	2.3	1.8	1.8	-0.3
Route DAR Saturday	191	153	-19.9	1,575	1,355	-14.0	1.6	1.7	6.7	1.9	1.9	0.0
Route DAR Total	1,628	1,431	-12.1	13,150	12,726	-3.2	1.6	1.7	2.8	1.8	1.8	-0.4
Route J Weekday	12,812	11,219	-12.4	99,612	99,928	0.3	11.0	11.7	6.1	10.5	12.1	15.4
Route J Saturday	1,685	1,922	14.1	14,400	15,880	10.3	10.0	5.9	-41.1	11.0	8.3	-24.2
Route J Sunday	1,211	1,171	-3.3	12,744	13,547	6.3	9.0	7.2	-20.6	9.5	8.3	-12.5
Route J Total	15,708	14,312	-8.9	126,756	129,355	2.1	10.7	9.9	-7.8	10.4	11.0	5.1
Route JPX Weekday	6,227	6,341	1.8	52,393	52,922	1.0	10.4	10.9	4.4	10.6	10.5	-1.1
Route JX Weekday	2,010	1,826	-9.2	14,813	16,223	9.5	5.6	6.6	16.4	5.1	6.5	27.8
Route LYNX Weekday	12,816	14,254	11.2	97,317	109,477	12.5	12.4	13.2	6.3	11.3	11.8	3.9
Total System-Wide	55,258	53,319	-3.5	446,274	451,976	1.3	8.0	8.4	4.9	8.0	8.4	5.9

Preventable Accidents per Miles Driven in 12 Month
Period

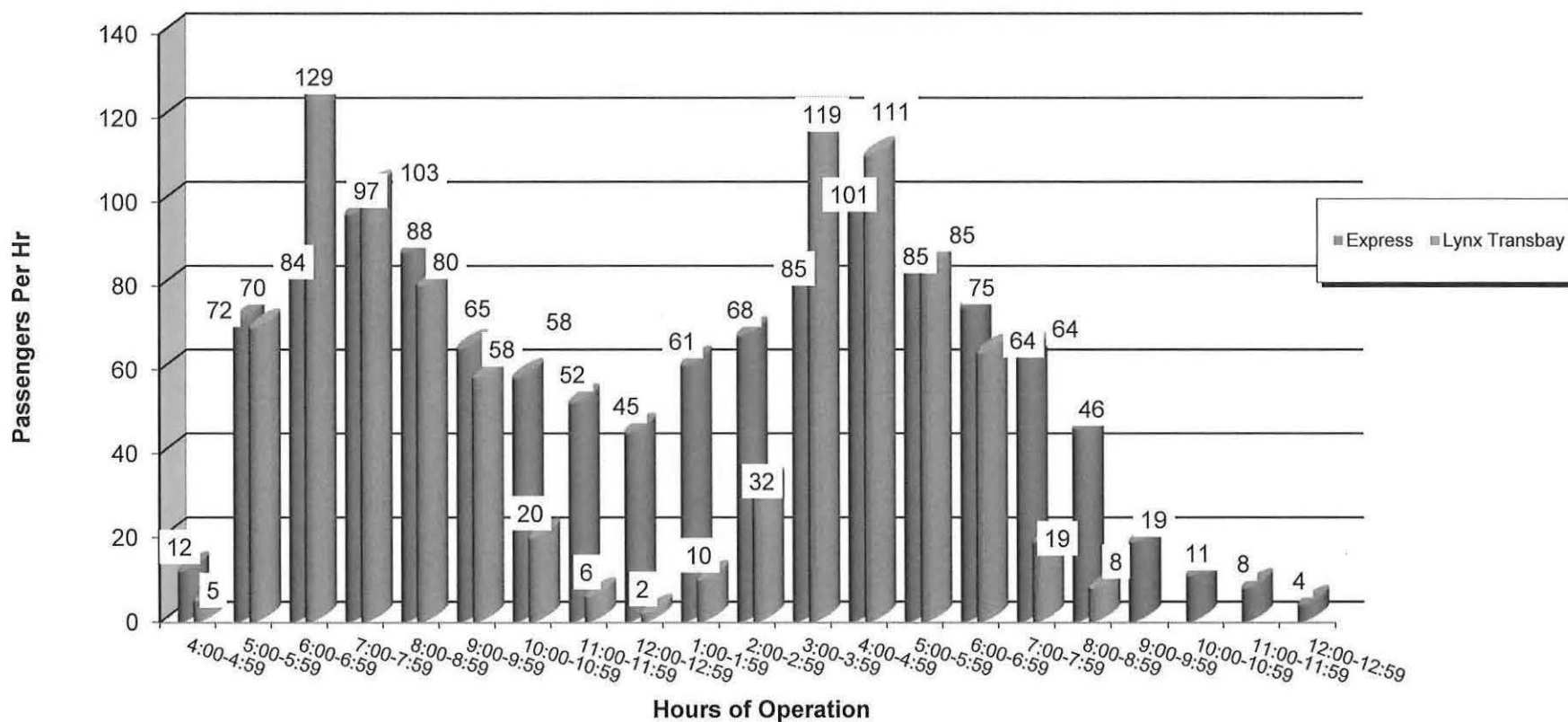
January-25

	Miles	Accidents	Frequency 12 Month Period
FR	1,529,489	11	139,044
DAR	143,146	2	71,573

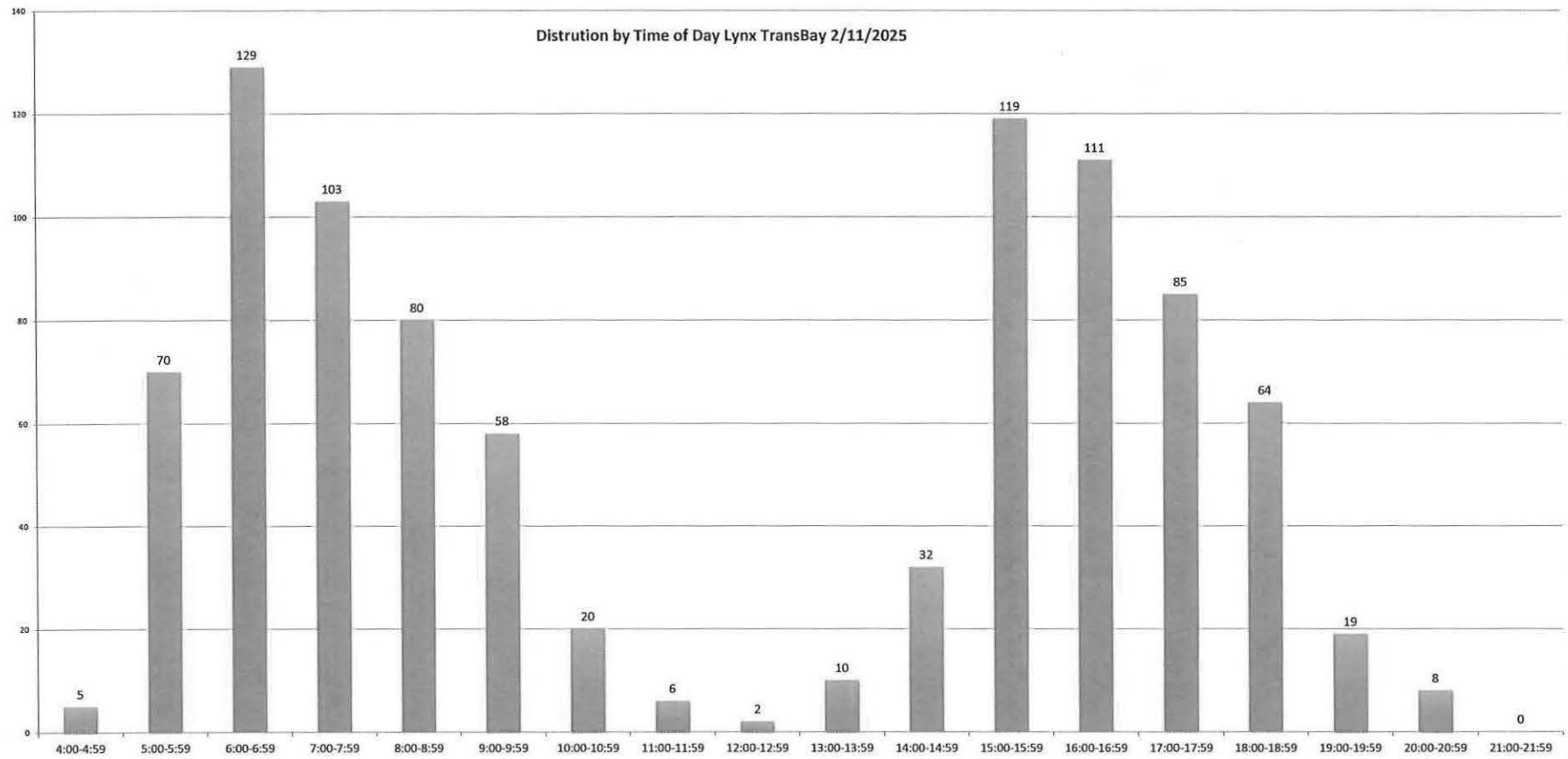
FR=Fixed Route, Martinez Link, Transbay, & Express
DAR=Dial-A-Ride

	Non-Preventable				Preventable			
	Month		FYTD		Month		FYTD	
	Current	Last Year	Current	Last Year	Current	Last Year	Current	Last Year
FR	0	1	0	1	2	0	2	0
DAR	0	0	0	0	0	0	0	0

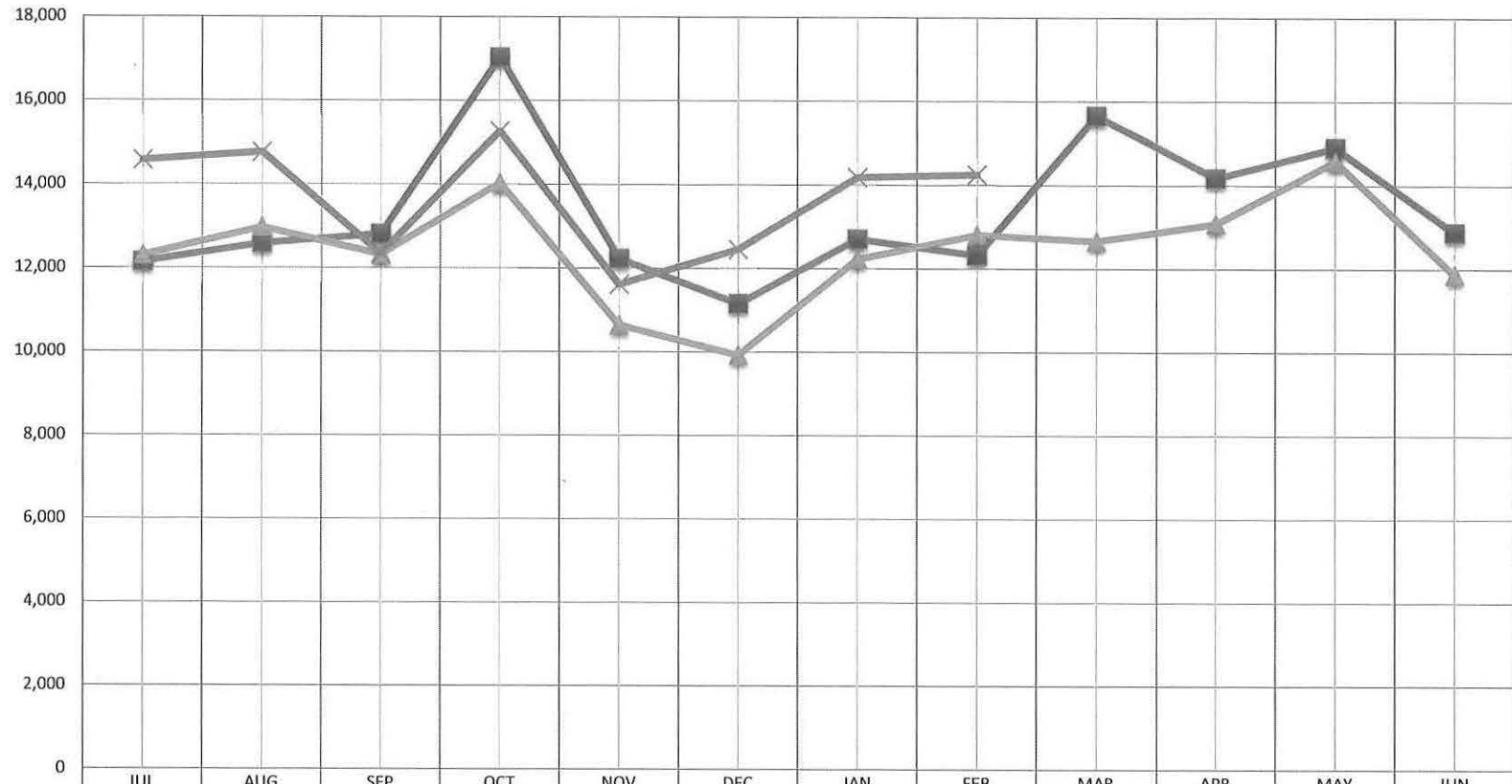
**Express Routes (J, JX, JPX), and Lynx Transbay
Ridership by Time of Day
Date:12/12/2024**



Distrution by Time of Day Lynx TransBay 2/11/2025

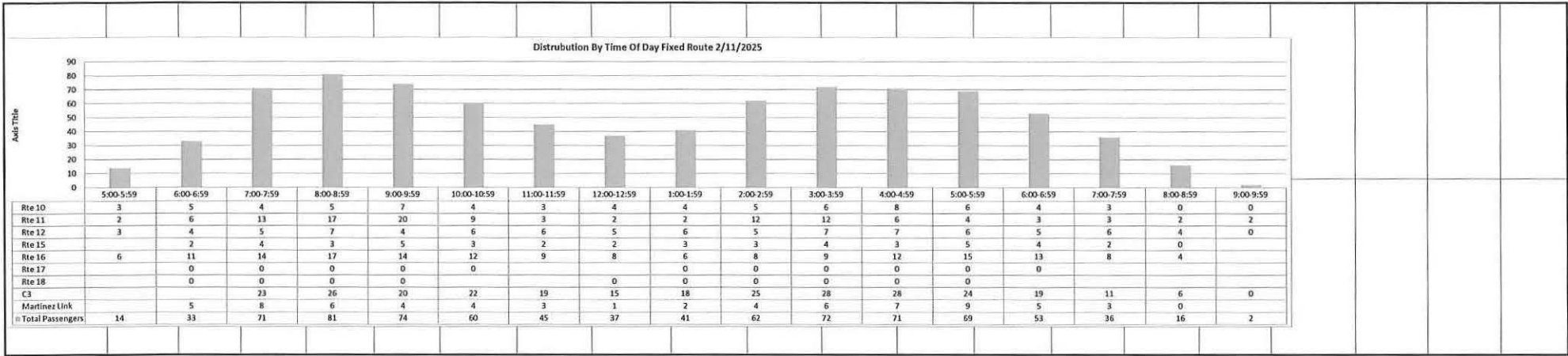


WESCAT LYNX TRANSBAY 3YR STATS



	JUL	AUG	SEP	OCT	NOV	DEC	JAN	FEB	MAR	APR	MAY	JUN
ridership 22-23	12,149	12,592	12,812	17,034	12,229	11,155	12,702	12,318	15,656	14,173	14,898	12,878
ridership 23-24	12,312	12,981	12,330	14,035	10,650	9,933	12,229	12,816	12,668	13,085	14,582	11,873
ridership 24-25	14,579	14,774	12,341	15,275	11,616	12,459	14,179	14,254				

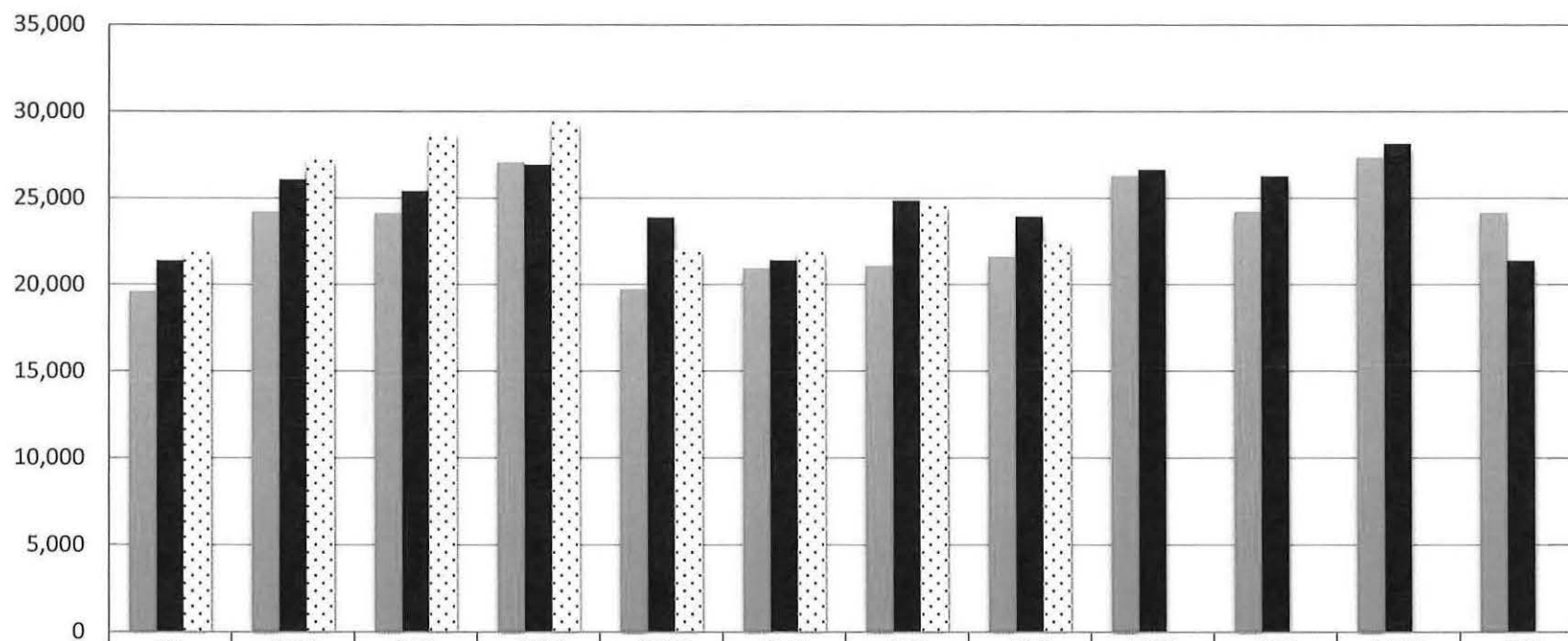
[illegible]



[illegible]



WESTCAT EXPRESS RIDERSHIP Includes Routes J, JX and JPX



ridership 22-23	JUL	AUG	SEP	OCT	NOV	DEC	JAN	FEB	MAR	APR	MAY	JUN
ridership 23-24	19,630	24,248	24,163	27,103	19,749	20,967	21,118	21,653	26,320	24,247	27,386	24,174
ridership 24-25	21,385	26,086	25,402	26,924	23,881	21,403	24,856	23,945	26,636	26,277	28,154	21,384
	21,857	27,259	28,804	29,447	22,025	21,994	24,572	22,479				



May 2, 2025

To: Rob Thompson, Executive Director, Western Contra Costa Transit Authority

From: Chris Lee, Partner, Politico Group

Re: **April State Legislative Report**

Politico Group is pleased to provide the following report to West CAT on recent legislative, budget, and administrative activity.

April Legislative Update

The Legislature returned from its one-week spring recess on April 21 and immediately moved into two weeks of marathon policy committee hearings. A significant number of bills were only amended to include substantive language at the end of March or first two weeks of April, but policy Committees must pass all bills with a fiscal impact by May 2 for them to be considered in the Appropriations Committee. Politico Group has started to work with West CAT staff to monitor transit-related legislation with potential impacts on West CAT's operational needs. A full list of legislation currently being tracked by West CAT is attached to this report.

Bay Area Regional Transportation Funding Legislation Advances

SB 63 (Wiener & Arreguín) was heard in the Senate Transportation Committee, chaired by Dave Cortese (D-San Jose) on April 22nd, where it was approved by an 11-3 vote with Republicans voting "no" and one Republican abstention. The Transportation Committee passed the bill with amendments that remove references in the bill the Transit Operations Financial Responsibility and Implementation Plan (T-FRIP), as stakeholders continue to negotiate around the appropriate allocations to various transit operators. Committee amendments also clarified that the bill only applies to the counties identified in the creation of the Transit Revenue District.

The following day, the bill was heard in the Senate Revenue & Taxation Committee, chaired by Jerry McNerney (D-Stockton) and approved the bill by a 3-1 vote, with the sole Republican voting "no." The Revenue & Taxation Committee passed the bill with two additional amendments requiring MTC to report to the Legislature by March 31, 2026 on its forecast of the impacts to ridership on AC Transit, BART, Caltrain, and Muni, as well as strategies to increase ridership and decrease operating costs. The amendments also added a legislative finding (non-codified language that expresses the Legislature's intent in passing a bill) that the Bay Area needs to increase transit ridership to ensure sustainability of the transit system. Senators Grayson and McNerney both asked for, and received, commitments from the co-authors to continue to work on "return to source" issues, particularly for Contra Costa agencies in Grayson's district and the Livermore-Amador Valley Transit Authority in McNerney's district.

SB 63 now heads to the Senate Appropriations Committee, which must consider the fiscal impacts of the bill. The bill is a likely candidate for the Committee's suspense file, where all bills with a fiscal impact on the state are considered in bulk at a hearing on Friday, May 23. If approved by the Appropriations Committee, the full Senate must vote to approve the bill by June 6. West CAT has requested a meeting with Senator Jesse Arreguín (D-, along with other East Bay bus operators, to discuss opportunities to

ensure that smaller operators will also benefit from a potential Bay Area transit revenue measure authorized by SB 63.

Administration Updates

Governor and Legislative Leaders Seek Cap and Trade Extension

On April 16, the Governor, Senate President pro Tempore McGuire and Assembly Speaker Rivas announced in a press release that they would seek an extension of California's cap-and-trade program during the 2025 legislative year. As discussed in prior reports, The Governor's January budget indicated the need to extend the program well before 2030 to provide the market with greater certainty but did not include a specific proposal.

The cap-and-trade program sets a statewide limit for sources responsible for 85% of California's greenhouse gas emissions. To date, carbon credits sold under the program have generated \$28 billion in with 65% of those auction proceeds continuously appropriated to the following programs:

- California High-Speed Rail (25%)
- Affordable Housing and Sustainable Communities (20%)
- Transit and Intercity Rail Capitol Program (10%)
- Low Carbon Transit Operations Program (5%)
- Safe and Affordable Drinking Water (5%)

The press release noted that the *Governor's* proposal would be available in the "coming weeks," which may mean it will be included in his May Revision, discussed below.

State Budget Updates

Governor's FY 2024-25 Budget Revision Expected May 14

The budget process is picking up steam, with the Legislature's Budget Subcommittee's wrapping up their initial review of the Governor's January Budget. The next step in the process will be the Governor's May Revision, due by May 14, which is designed to reflect updated revenue estimates for the coming fiscal year and often includes additional proposed budget actions or policy changes. This year's May Revision could include significant departures from the January budget, which was released prior to the Los Angeles fires, President Trump's trade war, and the resulting stock market volatility, which has an outsize impact on California's personal income tax revenues.

While the recent Department of Finance [Bulletin](#) from late March showed that General Fund revenues were \$2.3 billion above the Governor's Budget forecast in February, and \$4.6 billion above the fiscal year-to-date forecast, significant uncertainty surrounding pending federal fiscal policy has prompted Legislative leadership to acknowledge that California may need to reopen its budget in late summer or fall after the impacts of federal budget reconciliation are known.

Early Action Budget Bill Signed

On April 14, Governor Newsom signed AB 100, which makes changes to the current and prior year state budget bills in advance of the 2025-26 state budget bill, which must be passed by June 15. The bill adjusts the \$2.5 billion authorized earlier this year for Los Angeles-area fire recovery, allocates some

wildfire-related funding from the Proposition 4 Climate Bond, and addresses cost overruns in the state's Medicaid low-income healthcare program (Medi-Cal) through June.

- Los Angeles Fires: The federal government has been covering the cost of debris removal and some other immediate response costs. Accordingly, state agencies have only spent \$286 million of prior authorized funding. AB 100 broadens eligible costs for the \$2.5 billion to include an estimated \$100-200 million in temporary property tax backfill for local agencies in Los Angeles County. The bill also allows the state to advance cash from CalOES to local agencies for disaster response and recovery costs, which are eligible for future FEMA reimbursement.
- Proposition 4: AB 100 appropriates \$171 million in bond funding for wildfire resilience activities by State Conservancies across the entire state, exhausting available resources for this purpose. These funds were already earmarked for the Conservancies and do not represent a shift in funding from one part of the state to another, despite earlier indications that the bond could be tapped for Southern California fire recovery.
- Medi-Cal: AB 100 increases the state General Fund appropriations by \$2.8 billion (and \$8.25 billion in federal match) to cover the program's projected deficits through the end of the current fiscal year.

Contact

Email: Chris Lee (clee@politicogroup.com)

Phone: (916) 444-3770

Attachment

West CAT Legislative Tracking Report

Agenda Item 1.4
West CAT Legislative Report
Friday, May 02, 2025

[AB 23](#)

(DeMaio R) The Cost of Living Reduction Act of 2025.

Current Text: Amended: 3/25/2025 [html](#) [pdf](#)

Introduced: 12/2/2024

Last Amend: 3/25/2025

Status: 3/26/2025-Re-referred to Com. on U. & E.

Is Fiscal: Y

Location: 3/24/2025-A. U. & E.

Summary: Current law vests the State Energy Resources Conservation and Development Commission (Energy Commission) with various responsibilities for developing and implementing the state's energy policies. This bill, the Cost of Living Reduction Act of 2025, would require the Energy Commission and the Public Utilities Commission to post, and update monthly, dashboards on their internet websites that include the difference in average gasoline prices and the average total price of electricity or natural gas in California compared to national averages, and any California-specific taxes, fees, regulations, and policies that directly or indirectly contribute to higher gasoline and electricity or natural gas prices within the state, as specified. The bill would require the Energy Commission and the PUC, on or before July 1, 2026, to each submit a report to the Legislature on the governmental and nongovernmental drivers of California's higher gasoline prices and higher electricity and natural gas prices, and recommendations for policy changes to reduce the costs associated with those drivers, as specified. If the average price of gasoline in California exceeds 10% of the national average in the preceding quarter, the bill would require all taxes and fees on gasoline, as specified, to be suspended for a period of 6 months, and, if the average price of electricity or natural gas in California exceeds 10% of the national average in the preceding quarter, the bill would require the PUC to suspend the collection of all fees, as specified, charged on electricity and natural gas bills for a period of 6 months.

Position

Watch

[AB 30](#)

(Alvarez D) State Air Resources Board: gasoline specifications: ethanol blends.

Current Text: Amended: 3/26/2025 [html](#) [pdf](#)

Introduced: 12/2/2024

Last Amend: 3/26/2025

Status: 4/9/2025-In committee: Set, first hearing. Referred to APPR. suspense file.

Is Fiscal: Y

Location: 4/9/2025-A. APPR. SUSPENSE FILE

Summary: Current law prohibits the State Air Resources Board from adopting any regulation that establishes a specification for motor vehicle fuel unless that regulation, and a multimedia evaluation conducted by affected agencies and coordinated by the state board, are reviewed by the California Environmental Policy Council. This bill would, notwithstanding that prohibition, authorize blends of gasoline containing 10.5% to 15% ethanol by volume to be sold in the state for use as a transportation fuel until (1) the California Environmental Policy Council completes its review of those blends and (2) the state board either adopts a regulation establishing a specification for those blends or posts an assessment on its internet website demonstrating that it is not possible for a regulation establishing a specification for those blends to meet specified requirements.

Position

Watch

[AB 33](#)

(Aguiar-Curry D) Autonomous vehicles.

Current Text: Amended: 4/1/2025 [html](#) [pdf](#)

Introduced: 12/2/2024

Last Amend: 4/1/2025

Status: 4/22/2025-Coauthors revised. From committee: Do pass and re-refer to Com. on APPR. (Ayes 12. Noes 2.) (April 21). Re-referred to Com. on APPR.

Is Fiscal: Y

Location: 4/22/2025-A. APPR.

Summary: Would prohibit the delivery of commercial goods, as defined, directly to a residence or to a business for its use or retail sale through the operation of an autonomous vehicle without a human operator on any highway within the State of California. The bill would declare that a violation of this prohibition is not an infraction and is instead punishable by a civil fine not to exceed \$25,000 for each instance of the violation. The bill would make certain findings and declarations related to these provisions.

Position

Watch

AB 35**(Alvarez D) California Environmental Quality Act: clean hydrogen transportation projects.****Current Text:** Amended: 4/21/2025 [html](#) [pdf](#)**Introduced:** 12/2/2024**Last Amend:** 4/21/2025**Status:** 4/22/2025-Re-referred to Com. on NAT. RES.**Is Fiscal:** Y**Location:** 2/18/2025-A. NAT. RES.

Summary: The California Environmental Quality Act (CEQA) requires a lead agency to prepare a mitigated negative declaration for a project that may have a significant effect on the environment if revisions in the project would avoid or mitigate that effect and there is no substantial evidence that the project, as revised, would have a significant effect on the environment. This bill would provide for limited CEQA review of an application for a discretionary permit or authorization for a clean hydrogen transportation project, as defined, by requiring the application to be reviewed through a clean hydrogen environmental assessment, unless otherwise requested by the applicant, as prescribed. The bill would, except as provided, require the lead agency to determine whether to approve the clean hydrogen environmental assessment and issue a discretionary permit or authorization for the project no later than 270 days after the application for the project is deemed complete. By imposing new duties on a lead agency, this bill would create a state-mandated local program. The bill would repeal these provisions on January 1, 2036. This bill contains other related provisions and other existing laws.

Position

Watch

AB 41**(Macedo R) State Air Resources Board: regulations: impact estimates: retail gasoline prices: public disclosure.****Current Text:** Introduced: 12/2/2024 [html](#) [pdf](#)**Introduced:** 12/2/2024**Status:** 2/18/2025-Referred to Com. on NAT. RES.**Is Fiscal:** Y**Location:** 2/18/2025-A. NAT. RES.

Summary: Would require the State Air Resources Board, in consultation with the State Energy Resources Conservation and Development Commission, before adopting or amending a regulation that imposes costs on gasoline refiners, distributors, or retailers, to make available to the public, including on its internet website, an estimate of the impact on retail gasoline prices due to the proposed new regulation or the existing regulation and the proposed amendments to that regulation. The bill would require the estimate to include a maximum estimated impact on retail gasoline prices that assumes the maximum possible cost imposed, as specified, and that all costs are passed on to consumers.

Position

Watch

AB 259**(Rubio, Blanca D) Open meetings: local agencies: teleconferences.****Current Text:** Amended: 4/21/2025 [html](#) [pdf](#)**Introduced:** 1/16/2025**Last Amend:** 4/21/2025**Status:** 4/22/2025-Read second time. Ordered to third reading.**Is Fiscal:** N**Location:** 4/22/2025-A. THIRD READING

Summary: The Ralph M. Brown Act, requires, with specified exceptions, that all meetings of a legislative body, as defined, of a local agency be open and public and that all persons be permitted to attend and participate. Current law, until January 1, 2026, authorizes the legislative body of a local agency to use alternative teleconferencing if, during the teleconference meeting, at least a quorum of the members of the legislative body participates in person from a singular physical location clearly identified on the agenda that is open to the public and situated within the boundaries of the territory over which the local agency exercises jurisdiction, and the legislative body complies with prescribed requirements. Current law requires a member to satisfy specified requirements to participate in a meeting remotely pursuant to these alternative teleconferencing provisions, including that specified circumstances apply. Current law establishes limits on the number of meetings a member may participate in solely by teleconference from a remote location pursuant to these alternative teleconferencing provisions, including prohibiting such participation for more than 2 meetings per year if the legislative body regularly meets once per month or less. This bill would extend the alternative teleconferencing procedures until January 1, 2030.

Position

Watch

AB 394**(Wilson D) Public transportation providers.****Current Text:** Amended: 4/23/2025 [html](#) [pdf](#)**Introduced:** 2/3/2025

Last Amend: 4/23/2025

Status: 4/30/2025-In committee: Set, first hearing. Referred to suspense file.

Is Fiscal: Y

Location: 4/30/2025-A. APPR. SUSPENSE FILE

Summary: Current law defines a battery as any willful and unlawful use of force or violence upon the person of another. Current law provides that when a battery is committed against the person of an operator, driver, or passenger on a bus, taxicab, streetcar, cable car, trackless trolley, or other motor vehicle, as specified, and the person who commits the offense knows or reasonably should know that the victim is engaged in the performance of their duties, the penalty is imprisonment in a county jail not exceeding one year, a fine not exceeding \$10,000, or both the fine and imprisonment. Current law also provides that if the victim is injured, the offense would be punished by a fine not exceeding \$10,000, by imprisonment in a county jail not exceeding one year or in the state prison for 16 months, 2, or 3 years, or by both that fine and imprisonment. This bill would expand this crime to apply to an employee, public transportation provider, or contractor of a public transportation provider.

Position

Watch

AB 1250 (Papan D) Transit operators: paratransit: recertification of eligibility.

Current Text: Amended: 4/10/2025 [html](#) [pdf](#)

Introduced: 2/21/2025

Last Amend: 4/10/2025

Status: 4/29/2025-From committee: Do pass and re-refer to Com. on APPR. with recommendation: To Consent Calendar. (Ayes 16. Noes 0.) (April 28). Re-referred to Com. on APPR.

Is Fiscal: Y

Location: 4/29/2025-A. APPR.

Summary: Under the Mills-Alquist-Deddeh Act, also known as the Transportation Development Act, revenues from a 1/4 percent sales tax in each county are, among other things, available for allocation by the transportation planning agency to transit operators and for community transit services. Current law requires a transit operator that receives funds through the Mills-Alquist-Deddeh Act and that provides dial-a-ride or paratransit service to provide those services consistent with certain requirements. This bill would prohibit, on and after January 1, 2027, those transit operators from requiring a person who receives, or is eligible to receive, paratransit services based on a disability or medical condition, and whose condition cannot reasonably be expected to improve, to recertify their eligibility, unless the person has a temporary eligibility or there is a review to broaden the person's eligibility, as specified. The bill would require a temporary eligibility to be valid for 180 days or until the date indicated by the person's medical professional, as specified. The bill would prohibit renewal of temporary eligibility more than 6 consecutive times. To the extent the bill would impose additional duties on a local agency, it would impose a state-mandated local program.

Position

Watch

SB 63 (Wiener D) San Francisco Bay area: local revenue measure: transportation funding.

Current Text: Amended: 4/29/2025 [html](#) [pdf](#)

Introduced: 1/9/2025

Last Amend: 4/29/2025

Status: 4/29/2025-Read second time and amended. Re-referred to Com. on APPR.

Is Fiscal: Y

Location: 4/28/2025-S. APPR.

Summary: Current law creates the Metropolitan Transportation Commission as a local area planning agency for the 9-county San Francisco Bay area with comprehensive regional transportation planning and other related responsibilities. Current law creates various transit districts located in the San Francisco Bay area, with specified powers and duties relating to providing public transit services. This bill would establish the Transportation Revenue Measure District with jurisdiction extending throughout the boundaries of the Counties of Alameda and Contra Costa and the City and County of San Francisco and would require the district to be governed by the same board that governs the commission, thereby imposing a state-mandated local program. The bill would authorize a retail transactions and use tax applicable to the entire district to be imposed by the board of the district or by a qualified voter initiative for a duration of 10 to 15 years, inclusive, and generally in an amount of 0.5%, subject to voter approval at the November 3, 2026, statewide general election.

Position

Watch

SB 71 (Wiener D) California Environmental Quality Act: exemptions: transit projects.

Current Text: Amended: 3/25/2025 [html](#) [pdf](#)

Introduced: 1/14/2025

Last Amend: 3/25/2025

Status: 4/28/2025-April 28 hearing: Placed on APPR. suspense file.

Is Fiscal: Y

Location: 4/28/2025-S. APPR. SUSPENSE FILE

Summary: The California Environmental Quality Act (CEQA) until January 1, 2030, exempts from its requirements active transportation plans, pedestrian plans, or bicycle transportation plans for the restriping of streets and highways, bicycle parking and storage, signal timing to improve street and highway intersection operations, and the related signage for bicycles, pedestrians, and vehicles. This bill would extend the operation of the above-mentioned exemption indefinitely. The bill would also exempt a transit comprehensive operational analysis, as defined, a transit route readjustment, or other transit agency route addition, elimination, or modification, from the requirements of CEQA. Because a lead agency would be required to determine whether a plan qualifies for this exemption, the bill would impose a state-mandated local program.

Position

Watch

SB 79

(Wiener D) Local government land: public transit use: housing development: transit-oriented development.

Current Text: Amended: 4/23/2025 [html](#) [pdf](#)

Introduced: 1/15/2025

Last Amend: 4/23/2025

Status: 4/30/2025-From committee: Do pass and re-refer to Com. on APPR. (Ayes 4. Noes 3.) (April 30). Re-referred to Com. on APPR.

Is Fiscal: Y

Location: 4/30/2025-S. APPR.

Summary: Current law prescribes requirements for the disposal of surplus land by a local agency. Current law defines "surplus land" for these purposes to mean land owned in fee simple by any local agency for which the local agency's governing body takes formal action declaring that the land is surplus and is not necessary for the agency's use. Current law defines "agency's use" for these purposes to include land that is being used for agency work or operations, as provided. Current law exempts from this definition of "agency's use" certain commercial or industrial uses, except that in the case of a local agency that is a district, except a local agency whose primary purpose or mission is to supply the public with a transportation system, "agency's use" may include commercial or industrial uses or activities, as specified. This bill would additionally include land leased to support public transit operations in the definition of "agency's use," as described above.

Position

Watch

SB 239

(Arreguín D) Open meetings: teleconferencing: subsidiary body.

Current Text: Amended: 4/7/2025 [html](#) [pdf](#)

Introduced: 1/30/2025

Last Amend: 4/7/2025

Status: 4/8/2025-Set for hearing May 6.

Is Fiscal: N

Location: 4/3/2025-S. JUD.

Summary: The Ralph M. Brown Act requires, with specified exceptions, that all meetings of a legislative body, as defined, of a local agency be open and public and that all persons be permitted to attend and participate. The act generally requires for teleconferencing that the legislative body of a local agency that elects to use teleconferencing post agendas at all teleconference locations, identify each teleconference location in the notice and agenda of the meeting or proceeding, and have each teleconference location be accessible to the public. Current law also requires that, during the teleconference, at least a quorum of the members of the legislative body participate from locations within the boundaries of the territory over which the local agency exercises jurisdiction, except as specified. Current law, until January 1, 2026, authorizes specified neighborhood city councils to use alternate teleconferencing provisions related to notice, agenda, and public participation, as prescribed, if, among other requirements, the city council has adopted an authorizing resolution and 2/3 of the neighborhood city council votes to use alternate teleconference provisions, as specified. This bill would authorize a subsidiary body, as defined, to use alternative teleconferencing provisions and would impose requirements for notice, agenda, and public participation, as prescribed. The bill would require the subsidiary body to post the agenda at each physical meeting location designated by the subsidiary body, as specified. The bill would require the members of the subsidiary body to visibly appear on camera during the open portion of a meeting that is publicly accessible via the internet or other online platform, as specified.

Position

Watch

SB 707

(Durazo D) Open meetings: meeting and teleconference requirements.

Current Text: Amended: 4/7/2025 [html](#) [pdf](#)

Introduced: 2/21/2025

Last Amend: 4/7/2025

Status: 4/25/2025-Set for hearing May 5.

Is Fiscal: Y

Location: 4/23/2025-S. APPR.

Summary: The Ralph M. Brown Act requires, with specified exceptions, that all meetings of a legislative body, as defined, of a local agency be open and public and that all persons be permitted to attend and participate. This bill would, until January 1, 2030, require a city council or a county board of supervisors to comply with additional meeting requirements, including that all open and public meetings include an opportunity for members of the public to attend via a 2-way telephonic service or a 2-way audiovisual platform, as defined, that a system is in place for requesting and receiving interpretation services for public meetings, as specified, and that the city council or county board of supervisors encourage residents to participate in public meetings, as specified.

Position

Watch

Total Measures: 13

Total Tracking Forms: 13

Agenda Item 2.1

Staff Report: 24-25 Adjusted Operating Budget and FY25-26 Proposed Operating Budget

Staff are still working on the proposed FY25-26 Operating and Capital budget and will discuss with the Board options moving forward as we anticipate potential revenue reductions, service cuts and changes associated the WestCAT Evolution project. Staff are proposing to bring the Operating and Capital Budgets to the F&A Committee for a deeper discussion and to the full Board for final adoption and approval in June.

Staff Recommendation: Direction to staff- Staff will return to the Board in June with the Final Budget and full budget packet, including projections for upcoming years and current reserve balance.

DOCUMENT B:

RESOLUTION 2025-06

RESOLUTION AUTHORIZING THE FILING OF AN APPLICATION WITH THE METROPOLITAN TRANSPORTATION COMMISSION FOR ALLOCATION OF TRANSPORTATION DEVELOPMENT ACT/STATE TRANSIT ASSISTANCE FUNDS/NET BRIDGE TOLL REVENUES/FEEDER BUS FUNDS, REGIONAL MEASURE 2 AND REGIONAL MEASURE 3 OPERATING FUNDS FOR FISCAL YEAR 2025/26.

WHEREAS, the Transportation Development Act (TDA), (Public Utilities Code 99200 et seq.) provides for the disbursement of funds from the Local Transportation Fund of the County of Contra Costa for use by eligible applicants for the purpose of providing public transportation; and

WHEREAS, pursuant to the provisions of the TDA, and pursuant to the applicable rules and regulations thereunder (21 Cal. Adm. Code 6600 et seq.) a prospective applicant wishing to receive an allocation from the Local Transportation Fund (LTF) shall file its claim with the Metropolitan Transportation Commission; and

WHEREAS, the State Transit Assistance (STA) fund is created pursuant to Public Utilities Code 99310 et seq., and

WHEREAS, the STA fund makes funds available pursuant to Public Utilities Code Section 99313.6 for allocation to eligible applicants to support approved transit projects; and

WHEREAS, Streets and Highways Code Section 30892, et. seq. make bridge tolls available for allocation by MTC to eligible applicants, and,

WHEREAS, MTC Resolution No. 2004 adopted MTC's bridge toll allocation policy which established three different bridge toll reserve accounts, including Net Bridge Toll Revenues; and,

WHEREAS, pursuant to the provisions of Streets and Highways Code Section 30892, eligible applicants for Net Bridge Toll Revenues include public entities operating public transportation systems in the MTC region; and,

WHEREAS, TDA funds from the Local Transportation Fund of Contra Costa County/STA funds/Net Bridge Toll Funds will be required by the applicant in Fiscal Year 2023/2024 for providing public transportation; and

WHEREAS, SB 916 (Chapter 715, Statutes 2004), commonly referred to as Regional Measure 2 and Regional Measure 3, identified projects eligible to receive funding under the Regional Traffic Relief Plan; and

WHEREAS, the Metropolitan Transportation Commission (MTC) is responsible for funding projects eligible for Regional Measure 2 and Measure 3 funds, pursuant to Streets and Highways Code Section 30914(c) and (d); and

WHEREAS, MTC has established a process whereby eligible transportation project sponsors may submit allocation requests for Regional Measure 2 and Regional Measure 3 funding; and

WHEREAS, allocations to MTC must be submitted consistent with procedures and conditions as outlined in Regional Measure 2 and Regional Measure 3 Policy and Procedures; and

WHEREAS, the Operating Support for the continuing support of operations of Routes JPX, JX, and San Francisco Transbay service is eligible for consideration in the Regional Traffic Relief Plan of Regional Measure 2 and Regional Measure 3, as identified in California Streets and Highways Code Section 30914(c) or (d); and

WHEREAS, the Regional Measure 2 and Regional Measure 3 allocation request, attached hereto in the Operating Assistance Proposal and incorporated herein as though set forth at length, demonstrates a fully-funded operating plan that is consistent with the adopted performance measures, as applicable, for which Western Contra Costa Transit Authority is requesting that MTC allocate Regional Measure 2 and Regional Measure 3 funds; and

WHEREAS, Part 2 of the project application, attached hereto and incorporated herein as though set forth at length, includes the certification by Western Contra Costa Transit Authority of assurances required for the allocation of funds by MTC; and

WHEREAS, the Western Contra Costa Transit Authority is an eligible applicant for TDA and/or STA funds and Net Bridge Toll funds, pursuant to PUC section(s) 99260(a) & 99262 & Streets and Highways Code Section 30892 et. seq., and RM2 and RM3 operating funds pursuant to California Streets and Highways Code Section 30914(c) or (d); as attested by the opinion of counsel dated March 26 2024; and be it further

RESOLVED, that Western Contra Costa Transit Authority and its agents shall comply with the provisions of the Metropolitan Transportation Commission's Regional Measure 2 and Regional Measure 3 Policy Guidance (MTC Resolution No. 3636); and be it further

RESOLVED, that Western Contra Costa Transit Authority certifies that the project is consistent with the Regional Transportation Plan (RTP), and be it further

RESOLVED, that Western Contra Costa Transit Authority approves the updated Operating Assistance Proposal, attached to this resolution; and be it further

RESOLVED, that Western Contra Costa Transit Authority approves the certification of assurances, attached to this resolution; and be it further

RESOLVED, that Western Contra Costa Transit Authority is authorized to submit an application for Regional Measure 2 and Regional Measure 3 funds for Operating Support for the continuation of operations of Routes JPX, JX, and the San Francisco Transbay service in accordance with California Streets and Highways Code 30914(d); and be it further

RESOLVED, that Western Contra Costa Transit Authority certifies that the projects and purposes for which Regional Measure 2 and Regional Measure 3 funds are being requested are in compliance with the requirements of the California Environmental Quality Act (Public Resources Code Section 21000 et seq.) and with the State Environmental Impact Report Guidelines (14 California Code of Regulations Section 15000 et seq.) and if relevant the National Environmental Policy Act (NEPA), 42 USC Section 4-1 et. Seq. and the applicable regulations thereunder; and be it further

RESOLVED, that Western Contra Costa Transit Authority shall, if any revenues or profits from any non-governmental use of the project that those revenues or profits shall be used exclusively for the public transportation services for which the project was initially approved, either for capital improvements or maintenance and operational costs, otherwise the Metropolitan Transportation Commission is entitled to a proportionate share equal to MTC's percentage participation in the projects(s); and be it further

RESOLVED, that Western Contra Costa Transit Authority authorizes its General Manager (or his/her designee) to execute and submit an allocation request for operating support for FY 2024/2025 to MTC for Regional Measure 2 and Regional Measure 3 funds for the project, purposes, and amounts included in the project application attached to this resolution; and be it further

RESOLVED, that the General Manager or his designee is hereby delegated the authority to make non-substantive changes or minor amendments to the IPR as he/she deems appropriate; and be it further

RESOLVED, that a copy of this resolution shall be transmitted to MTC in conjunction with the filing of the Western Contra Costa Transit Authority application referenced herein; and be it further

RESOLVED, that the General Manager or his/her designee is authorized to execute and file an appropriate TDA/STA/Net Bridge Toll/RM2/RM3 application together with all necessary supporting documents, with the Metropolitan Transportation Commission for an allocation of TDA, STA, Net Bridge Toll Revenues, RM2 and RM3 Operating funds in Fiscal Year 2025/26 and be it further

RESOLVED, that Western Contra Costa Transit Authority indemnifies and holds harmless MTC, its Commissioners, representatives, agents, and employees from and against all claims, injury, suits, demands, liability, losses, damages, and expenses, whether direct or indirect (including any and all costs and expenses in connection therewith), incurred by reason of any act or failure to act of Western Contra Costa Transit Authority, its officers, employees or agents, or subcontractors or any of them in connection with its performance of services under this allocation of RM2 and RM3 funds. In addition to any other remedy authorized by law, so much of the funding due under this allocation of RM2 and RM3 funds as shall reasonably be considered necessary by MTC may be retained until a disposition has been made of any claim for damages; and be it further

RESOLVED, that a copy of this resolution be transmitted to the Metropolitan Transportation Commission in conjunction with the filing of the claim; and the Metropolitan Transportation Commission be requested to grant the allocations of funds as specified herein.

AYES:

NOES:

ABSTAIN:

Tom Hansen
WCCTA Board of
Directors

Date

Agenda Item 2.3

Staff Report: Summer Youth Ride Free Pilot Program

Background: Since 2018, the Summer Youth Pass program has provided discounted three-month youth passes during the summer months, and since 2001, the Pass2Class program has provided free transit passes to students for the first three months of the school year. In addition to providing an increased freedom of mobility for our youth riders and reduced costs for their parents, these programs have helped normalize riding the bus for our future adult customers.

Due to a reallocation of funding administered by the Contra Costa Transportation Authority (CCTA), the Summer Youth Pass program will not be available this summer. We are working with CCTA and the other agencies regarding the Pass2Class program. In the interim, County Connection has developed a pilot program to offer free fares over two summer months, June 1st through July 31st, to prevent a gap in a youth fare program. Tri Delta has indicated that they will also offer free youth rides.

Staff are proposing that WestCAT follow this lead and implement a two-month program offering free rides for students during the same timeframe.

Financial Implications: All direct costs of the program (i.e., the fare subsidy) will be covered by Low Carbon Transit Operations Program (LCTOP) funds that have previously been assigned to cover the cost of free rides on our service. Estimated costs are not expected to exceed \$20,000.

Recommendation: Direct staff to move ahead with this Pilot Program to offer Free Rides to Students between June 1 and July 31, 2025, and work with County Connection and Tri Delta to promote the Pilot Program.